


Ministry of Science and Higher Education of the Russian Federation Ulyanovsk State University	Форма	
F – Educational plan		



APPROVED
 decision of the Scientific Council of the Institute
 Medicine, Ecology and Physical Culture of Ulsu
 from " 12 " May 2021, Protocol No9229.
 Chairman  V. I. Midlenko
 (signature, transcript of signature)
 12 " May 2021

THE WORKING PROGRAM OF THE DISCIPLINE

Discipline	Hospital therapy
Faculty	Medical
Department	Hospital therapy, occupational Therapy and occupational diseases
Course	5,6

The direction (specialty) 31.05.01. «Medical business»» (with the development of part of the program in English)

Focus (profile / specialization) _____ full name

Form of training full-time



Date of introduction to the educational process of USU: " _01" __ September 2021


The program is updated at the meeting of the Department: Protocol № 1 from 29.08 2022 g.

The program is updated at the meeting of the Department: Protocol № 12 from 29.06.2023 g.

Information about the developers:

Full name	Department	Position, academic degree, title
Vize-Khripunova Marina Anatolyevna	Hospital therapy	head.Department HT. D., associate Professor
Shutov Alexander Mikhailovich	Therapy and occupational diseases	head.the Department of TaOD, M. D., Professor
Yudina Elena Evgenievna	Hospital therapy	associate Professor of department HT, Ph. D.
Efremova Elena Vladimirovna	Therapy and occupational diseases	associate Professor of department TaOD, Ph. D.

AGREED	AGREED
Head of department, implementing discipline	Head of the graduating Department Hospital therapy
 /A.M. Shutov./ Signature name "12" May 2021.  /M.A. Vize-Khripunova./ Signature name "12" May 2021 .	 /M.A. Vize-Khripunova Signature name "12" May 2021.

Ministry of Science and Higher Education of the Russian Federation Ulyanovsk State University	Форма	
F – Educational plan		

1. GOALS AND OBJECTIVES OF DEVELOPMENT THE DISCIPLINE :

The purpose of mastering the discipline: to form a student's clinical thinking and practical clinical skills necessary for the diagnosis, treatment and prevention of diseases of internal organs, the formation of professional competencies.

Tasks of mastering the discipline :

- Provide the necessary knowledge on the etiology, pathogenesis, clinical manifestations of typical and atypical variants of diseases of internal organs;
- To consolidate and improve the skills of examination of a therapeutic patient;
- To form clinical thinking by student (the ability to make a detailed clinical diagnosis based on his own clinical information about the patient);
- To provide the student with the opportunity to master the methods of differential diagnosis within the framework of the disassembled nosological forms;
- To provide the student with the opportunity to master the basic principles of treatment and prevention of typical and atypical forms of diseases of internal organs;
- Form professional competencies.

2. PLACE OF DISCIPLINES IN THE STRUCTURE OF BASIC PROFESSIONAL EDUCATIONAL PROGRAM:


The discipline "Hospital therapy" B1.B.42 refers to the base part B1.

Basic knowledge, skills and competence of the student, necessary for the study of discipline are formed:

- in the study of the disciplines of the humanitarian, social and economic cycle: philosophy, bioethics, history of medicine, psychology and pedagogy, jurisprudence Latin;
- when studying the disciplines of the mathematical, natural science cycle: physics and mathematics; medical informatics; chemistry; biology; biochemistry; human anatomy; topographic anatomy; pathological anatomy; clinical pathological anatomy; histology, embryology, cytology; normal physiology; pathophysiology ; microbiology, virology; pharmacology; immunology;
- when studying the disciplines of the professional cycle: hygiene; public health and healthcare, health economics; epidemiology; medical rehabilitation; clinical pharmacology; propaedeutic of internal diseases; faculty therapy; dermatovenerology; general surgery, surgeons disease; pediatrics; radiation therapy and radiation diagnostics, infectious diseases, phthisiopulmonology, outpatient therapy, occupational diseases, ophthalmology, obstetrics and gynecology, ENT diseases.

3. LIST OF PLANNED RESULTS OF TRAINING BY DISCIPLINE (MODULE) RELATED TO PLANNED RESULTS OF DEVELOPMENT OF EDUCATIONAL PROGRAM


Code and name of competency	The list of planned learning outcomes in the discipline, correlated with indicators of achievement of competency
OPC-7. He is able to prescribe treatment and monitor its effectiveness and safety	Know: classification and main characteristics of medicines, pharmacodynamics and pharmacokinetics indications and contraindications for the use of medicines, side effects; general principles of prescribing and composing prescription prescriptions of

Ministry of Science and Higher Education of the Russian Federation Ulyanovsk State University	Форма	
F – Educational plan		

	<p>medicines; methods of treatment and indications for their use; the mechanism of therapeutic action of physical therapy and physiotherapy, indications and contraindications to their appointment, features of their types and methods of modern general anesthesia (mask, endotracheal, intravenous), prevention of postoperative pulmonary complications, - clinical and pharmacological characteristics of the main groups of drugs and rational choice of specific drugs in the treatment of major pathological syndromes of diseases and emergency conditions in patients, including the basics of anti-doping legislation.</p> <p>Be able to: use physical, chemical and biological equipment; classify chemical compounds based on their structural formulas; predict the direction and result of physico-chemical processes and chemical transformations of biologically important substances; use the IUPAC nomenclature for compiling names according to formulas of typical representatives of biologically important substances and medicines; analyze the effect of medicines according to the totality of their pharmacological properties and the possibility of their use for therapeutic treatment; prescribe prescriptions for medicines, use various dosage forms in the treatment of certain pathological conditions, based on the characteristics of their pharmacodynamics and pharmacokinetics; apply basic antibacterial antiviral and biological</p> <p>to evaluate possible manifestations of drug overdose and ways to eliminate them; to formulate indications for the chosen method of treatment, taking into account etiologic and pathogenetic agents, to justify pharmacotherapy in a particular patient with major pathological syndromes and urgent conditions, to determine the route of administration, regimen and dose of drugs, to evaluate the effectiveness and safety of the treatment; to apply various methods of drug administration.</p> <p>Possess: methods of analyzing clinical, laboratory and instrumental data to determine the algorithm of patient management, drawing up drug and non-drug treatment regimens.</p>
--	---

Ministry of Science and Higher Education of the Russian Federation Ulyanovsk State University	Форма	
F – Educational plan		

<p>OPC-11. Is able to prepare and apply scientific, scientific-production, project, organizational-managerial and regulatory documentation in the healthcare system</p>	<p>To know: the maintenance of standard accounting and reporting medical documentation in medical organizations; the basics of the technique of translating a scientific text in the specialty, the basics of annotating and referencing a scientific text; the main types of special dictionary and reference literature and the rules of working with it; the concept of science; classification of sciences; scientific research and its stages; methodological foundations of scientific knowledge, modern classification of diseases.</p> <p>Be able to: use databases for storing and using information in healthcare; use computer programs to solve problems of mathematical statistics in professional activities; interpret and use data from the main instrumental methods of examination (ECG, ultrasound, X-ray, ECHO CS, FVD, FGDS, etc.), independently take an ECG; correctly draw up documentation.</p> <p>Possess: the basics of working on a personal computer, the ability to maintain medical records</p>
<p>PC-2 Readiness to collect and analyze patient complaints, his anamnesis data, examination results, laboratory, instrumental, pathologic-anatomical and other studies in order to recognize the condition or establish the fact of the presence or absence of the disease</p>	<p>To know: diagnostic methods, diagnostic capabilities of methods of direct examination of the patient of therapeutic, surgical and obstetric-gynecological profile; modern methods of clinical, laboratory, instrumental examination of patients (including endoscopic, X-ray methods, ultrasound diagnostics).</p> <p>Be able to: determine the patient's status: collect anamnesis, conduct a survey of the patient and/or his relatives, conduct a physical examination of the patient (examination, palpation, auscultation); conduct a primary examination of the systems and organs: respiratory, cardiovascular, blood and hematopoietic organs, digestive, endocrine and urinary; outline the scope of additional studies in accordance with the prognosis of the disease, to clarify the diagnosis and obtain a reliable result.</p> <p>Possess: methods of general clinical objective examination (questioning, examination, palpation, percussion, auscultation) for diseases of internal organs; interpretation of the</p>

Ministry of Science and Higher Education of the Russian Federation Ulyanovsk State University	Форма	
F – Educational plan		


	results of laboratory, instrumental diagnostic methods for pathology of internal organs
PC-3 Readiness to manage and treat patients with various nosological forms in outpatient and day hospital conditions	<p>Know: the criteria for the diagnosis of the most common diseases of internal organs. Features of the organization and scope of work of an outpatient doctor, modern diagnostic capabilities of the polyclinic service, methods of emergency measures, indications for planned hospitalization; features of the treatment of diseases of internal organs in outpatient conditions, including day hospital conditions.</p> <p>Be able to: formulate indications for the chosen method of treatment, taking into account etiotropic and pathogenetic agents; develop an algorithm for the tactics of managing a patient with a therapeutic profile in a polyclinic.</p> <p>Possess: an algorithm for determining the tactics of managing a patient with therapeutic pathology, conducting a differential diagnosis in therapeutic pathology</p>

4. TOTAL DIFFICULTY OF DISCIPLINE

4.1. Discipline in credits (total): 12 credits (432 hours)

4.2. by types of academic work (in hours):

Type of study	Number of hours (training form _____)				
	Total according to plan	Including by semester			
		Semester number 9	Semester number A	Semester number B	Semester number C
1	2	3	4	5	6
Contact work of students with the teacher	240	72	126	108	126
Auditory lessons:					
Lectures	34	10		14	10
practical and seminar classes	206	30	68	56	52
laboratory work (laboratory workshop)	-	-	-	-	-
Independent work	156	32	22	38	64
Current control (quantity and type:	36		36		

Ministry of Science and Higher Education of the Russian Federation Ulyanovsk State University	Форма	
F – Educational plan		

cont.work, colloquium, abstract)					
Course work					
Types of intermediate certification (exam, test)			exam		offset
Total hours for discipline	432	72	126	108	126


4.3. The content of the discipline (module.) Distribution of hours by topics and types of academic work:

Full-time education .


Title and sections and topics	Total	Types of Training				
		Auditory lessons			Online Classes	Independ ent work
		lectures	workshops, seminar	laboratory work		
1	2	3	4	5	6	7
9- A semester						
Section 1. (cardiology)						
1.Supervision of patients. Clinical analysis of the patient by the teacher	8	-	6	-	2	-
2.Secondary arterial hypertension	6	-	6	-	1	-
3. Cardiomyopathies	8	1	6	-	1	-
4. Arrhythmias and heart block	14	1	6	-	1	6
5. Differential diagnosis in acute coronary syndrome	13	-	6	-	1	5
6. Primary and secondary prevention of cardiovascular diseases.	5	-	-	-	-	5
Section 2. (Nephrology)						
7. Acute and chronic glomerulonephritis	8	-	6	-	2	-
8. Chronic pyelonephritis	6	-	4	-	1	2
9. Nephrotic syndrome. Amyloidosis of the kidneys	6	-	3	-	1	3
10. Chronic kidney disease	5	1	4	-	1	2
11. Acute renal damage	4	1	3	-	1	-

Ministry of Science and Higher Education of the Russian Federation Ulyanovsk State University	Форма	
F – Educational plan		

12. Methods of renal replacement therapy	2	-	-	-	-	2
13. Tubulo-interstitial nephritis	5	-	-	-	-	5
Section 3. (hematology)						
14 . Hypochromic microcytic anemia. Macrocytic anemia. Hemophilia.	7	1	3	-	1	2
15. Normochromic normocytic anemia. Hemolytic anemia. Thrombocytopenia thrombocytopathy.	8	1	3	-	1	3
16.Acute and chronic leukosis	13	2	6	-	1	5
17.Erythremia. Myeloma disease.	6	-	6	-	1	-
Section 4. (rheumatology)						
18. Deforming arthrosis	7	-	6	-	1	-
19. Rheumatoid Arthritis	9	1	6	-	1	4
20. Systemic lupus erythematosus	8	1	6	-	1	4
21. Systemic scleroderma. Polymyositis. Dermatomyositis.	6	-	6	-	1	-
22. Ankylosing spondylitis (ankylosis and ruling spondylitis). Gout.	6	-	6	-	1	-
23. Systemic vasculitis	8	-	-	-	-	6
TOTAL: 9, A	162+36 =198	10	98		21	54
B - C semester						
Section 5. (pulmonology)						
24. Differential diagnosis of pulmonary infiltrates. The principles of antibiotic therapy. The treatment of pneumonia.	10	2	6	-	(2)	2
25. Differential diagnosis and treatment of obstructive pulmonary disease.	22		14	-	(2)	8
26. Differential diagnostics for disseminational lung diseases.	4	2	-	-		2
Section 6. (differential diagnosis in cardiology)						
27. Differential diagnosis for pain in the heart. Modern therapy of coronary heart	8	1	4	-	(2)	3

Ministry of Science and Higher Education of the Russian Federation Ulyanovsk State University	Форма	
F – Educational plan		

disease. The tactics of using antianginal drugs.						
28. Differential diagnosis of arterial hypertension. Treatment of hypertension and mental illness.	7	1	4	-		2
29. Diagnosis and treatment of acute and chronic heart failure	8	1	4	-		3
30. Differential diagnosis cardiomegaly. Congenital and acquired heart defects.	10	-	4	-		6
31. Differential diagnosis for cardiac arrhythmias.	8	1	4	-	(2)	3
32. Antihypertensive conditions in the clinic of internal diseases	2	-	-	-		2
33. ECG in normal and pathological conditions of the heart.	27	-	4	-	(2)	23
Section 7. (gastroenterology)						
34. Differential diagnosis and treatment of esophageal and gastric dyspepsia	8	-	5	-	(2)	3
35. Differential diagnosis and treatment of diseases of the gallbladder and biliary tract	8	-	5	-		3
36. Differential diagnosis and treatment of syndrome of diarrhea	10	-	6	-		4
37. Differential diagnosis hepatomegaly and hepatolienal syndrome	11	2	6	-	(2)	3
38. Differential diagnosis of jaundice .	4	2	-	-		2
39. Differential diagnosis with "sharp belly" .	5	2	-	-		3
Section 8. (differential diagnosis in nephrology)						
40. Differential diagnosis for urinary syndrome in diseases of the kidney.	24	2	14	-	(2)	8
41. Diagnosis and treatment of chronic kidney disease. Differential diagnosis of CKD and AKI.	10	-	6	-		4
42. Edematous syndrome	4	-	-	-		4
Section 9. (differential diagnosis in hematology)						

Ministry of Science and Higher Education of the Russian Federation Ulyanovsk State University	Форма	
F – Educational plan		

43. Differential diagnosis in anemic conditions .	11	1	8	-	(2)	3
44. Differential diagnosis of chronic leukemia: CML, CLL, subleukemic mielozе, a myeloma, erithremia.	10	2	6	-		2
45 . Differential diagnosis and treatment of hemorrhagic syndrome	11	2	6	-		3
46. Differential diagnosis at lymthadenopathy	5	1	-	-		3
Section 10. (differential diagnosis in rheumatology)						
47. Differential diagnosis at joint syndrome	5	2	-	-		3
TOTAL: B, C	234	30	142		18	62
Total:	396+36 э=432	52	246		39	98

5. COURSE CONTENT


Section 1. Cardiology.

Theme 1. Curation of patients. Clinical analysis of the patient by the teacher. Medical history of a patient with a cardiological profile. Rules and principles of design. Features of interrogation and examination of a patient with a cardiac profile. Formulation of the diagnosis. Types of diagnoses. The rationale for the examination plan of the patient. Differential diagnosis. The development of clinical thinking. The rationale for the clinical diagnosis. Justification of therapeutic tactics.

Topic 2. Secondary arterial hypertension. Definition Classification of arterial hypertension. Examination scheme for arterial hypertension. Renal arterial hypertension (renovascular, parenchymal). Endocrine arterial hypertension (Cushing's syndrome and disease, pheochromocytoma, aldosteroma). Hemodynamic hypertension. Diagnosis Criteria Features of the treatment. Clinical examination.

Theme 3. Cardiomyopathies. Classification. The clinical picture. Variants of the course of primary cardiomyopathies (a group of genetic, mixed and acquired cardiomyopathies). Diagnosis criteria for dilated, hypertrophic, inflammatory cardiomyopathy (myocarditis). Diagnostic capabilities, the role of echocardiographic studies. The course and complications. The basic principles of treatment. Indications for surgical treatment. Clinical examination.

Topic 4. Arrhythmias and heart block. Etiology and pathogenesis. Modern ideas about the pathogenesis of arrhythmia. Classification of arrhythmias. Extrasystole. Pathogenesis. Clinical manifestations. Tropical diagnosis of extrasystolic arrhythmias (ECG signs). Features of medical tactics. Indications for the appointment of antiarrhythmic drugs. Paroxysmal tachycardia. Pathogenesis. The clinical picture of an attack of paroxysmal therapy. ECG changes. Stopping the attack of paroxysmal tachycardia (supraventricular and ventricular). Indications for electropulse therapy. Prevention of attacks. Forecast. Syndrome of premature ventricular excitement. Diagnostics. Indications for surgical treatment. Atrial fibrillation and

Ministry of Science and Higher Education of the Russian Federation Ulyanovsk State University	Форма	
F – Educational plan		

flutter. Pathogenesis. Classification. Clinical symptomatology. ECG changes. Complications The principles of therapy. Forecast. Ventricular fibrillation. Pathogenesis. Clinic. ECG signs. Therapy. Sick sinus syndrome. Diagnostics. Clinical manifestations. Indications for implantation of an artificial pacemaker. Impaired conductivity. Pathogenesis. Classification. Clinical manifestations. The nature of the ECG changes. Complications (Morgagni-Edems-Stokes syndrome, heart failure, rhythm disturbances). Diagnosis and differential diagnosis. The role of electrophysiological studies and monitor ECG. Treatment. Indications for the implantation of pacemakers. Labor examination. Forecast.

Theme 5 . Differential diagnosis in acute coronary syndrome. Acute coronary syndrome without ST segment elevation. Clinic and diagnosis. Complications Differential diagnosis. Principles of managing patients in a hospital. Drug therapy. Acute coronary syndrome with ST segment elevation. Clinic and diagnosis. Complications. Differential diagnosis. Principles of managing patients in a hospital. Drug therapy. Revascularization in patients with ischemic heart disease. Methods of revascularization. Indications and contraindications for thrombolytic therapy and percutaneous interventions in the coronary arteries. The principles of accompanying therapy. atrial stimulation. Features of treatment depending on the genesis of pain.


Theme 6 . Primary and secondary prevention of cardiovascular disease. Definition of primary and secondary prevention. Risk factors for underlying cardiovascular disease. Groups of persons subject to medical examination and the procedure for its implementation. The procedure for primary and secondary prevention of cardiovascular disease. Determining the effectiveness of primary and secondary prevention of cardiovascular diseases.

Section 2. Nephrology.

Theme 7. Acute and chronic glomerulonephritis. Definition Etiology and pathogenesis. The main clinical syndromes. Laboratory, instrumental and morphological diagnostics. Differential diagnosis. Treatment. Forecast. Clinical examination

Theme 8. Chronic pyelonephritis. Definition Etiology and pathogenesis. The role of focal infection. Research Methods (urinalysis, cystochromoscopy, excretic and retrograde pyelography, gammarenografiya, angiography, ultrasound of the kidneys). Clinical, instrumental, laboratory diagnostics. Differential diagnosis with glomerulonephritis, hypernephroma, hypertension. Clinic. Pathogenesis of the main symptoms. Laboratories research. Diagnosis of unilateral lesions. Outcomes. Treatment indications for surgical treatment. Forecast. Prevention. Clinical examination

Theme 9. Nephrotic syndrome. Amyloidosis of the kidneys. Nephrotic syndrome. Definition Etiology. Modern concepts of pathogenesis in the light of ideas about the ultrastructure of the nephron. Diseases leading to the development of nephrotic syndrome. Pathogenesis of the main clinical manifestations of the disease. The clinical picture. Laboratory and morphological diagnostics. Possibilities of modern therapy. Forecast. Clinical examination. Amyloidosis. Etiology. Classification (idiopathic, hereditary, acquired). Modern concepts of pathogenesis and morphogenesis. The clinical picture. The main clinical syndromes. Stage of the course of amyloidosis. Diagnosis Criteria. Differential diagnosis. Laboratory research methods. The importance of a biopsy of a kidney, a study of the mucous membrane of the gums and intestines for a correct diagnosis. Treatment by stages, the possibility of the reverse development of

Ministry of Science and Higher Education of the Russian Federation Ulyanovsk State University	Форма	
F – Educational plan		

amyloidosis. Outcomes. Forecast. The value of dispensary observation. Labor examination. Clinical examination.

Theme 10. Chronic kidney disease. Definition of the concept of chronic kidney disease. Prevalence. Etiology. Classification. Stages of the current. Treatment (regimen, diet, water-salt regimen, possibilities of nephroprotective therapy). Forecast. Dispensary accounting. Clinical examination

Theme 11. Acute renal damage. Definition of the concept of acute renal damage (AKI). Etiology. Pathogenesis. Classification. The mechanism of development of AKI. The clinical picture, stages in the development of AKI. Diagnostic criteria. Treatment by stages. Indications for hemodialysis. Outcomes. Prevention Clinical examination.

Theme 12. Methods of renal replacement therapy. Modern views on hemodialysis, peritoneal dialysis, transplantation of kidneys. Indications for initiation of renal replacement therapy. Dialysis service organization. Forecast. Clinical examination.


Theme 13. Tubulointerstitial nephritis. Definition Etiology and pathogenesis. The main clinical syndromes. Laboratory, instrumental and morphological diagnostics. Differential diagnosis. Treatment. Forecast. Clinical examination.

Section 3. Hematology

Topic 14. Hypochromic microcytic anemia. Macrocytic anemia. Hemophilia. Iron-deficiency anemia. Sideroblastic anemia. Clinic, diagnosis, treatment. Thalassemia. Diagnostics. The principles of treatment. Differential diagnosis with iron deficiency anemia. Macrocytic anemia. Causes of macrocytic anemia. Differential diagnosis with B-12 and folic acid deficiency anemia. Treatment of various forms. Hemophilia. The value of the hereditary factor in the development of the disease. Pathogenesis of bleeding. The main clinical syndromes. Clinical manifestations and course of hemophilia. Diagnosis Criteria Basic principles of treatment and prophylaxis a Forecast. Clinical examination.

Theme 15. Normochromic normocytic anemia. Hemolytic anemia. Thrombocytopenia. Thrombocytopathy. Anemia in chronic diseases. Causes. Diagnostic Methods Differential diagnosis with iron deficiency anemia. Aplastic anemia. Classification. Reasons for the development. Diagnosis Criteria Differential diagnosis. The principles of treatment. Hemolytic anemia. Hemolysis syndrome. Intracellular and intravascular hemolysis. Signs Differential diagnosis. Hereditary and acquired hemolytic anemia. Classification. Characteristics of various forms. Autoimmune hemolytic anemia. Thrombocytopathy. Classification. Clinic, diagnosis, treatment of various forms. Definition of a concept. The main etiological factors. pathogenesis of bleeding. The clinical picture. Diagnosis. Symptomatic thrombocytopenia. Flow. Treatment (corticosteroid therapy, blood transfusion, splenectomy). The concept of thrombocytopenia.

Theme 16. Acute and chronic leukemia. A modern view of the etiology and pathogenesis of acute leukemia. Classification of acute leukemia. The clinical picture. Laboratory and morphological diagnostics. The main clinical and hematological syndromes. Currents and complications. The principles of therapy and its phasing (induction and consolidation of remission, prevention of neuroleukemia, treatment and the period of remission). Therapy of individual variants of the disease. Complications of cytostatic therapy. The possibilities of modern therapy. Outcomes of the

Ministry of Science and Higher Education of the Russian Federation Ulyanovsk State University	Форма	
F – Educational plan		

disease. Forecast and survival. Clinical examination and rehabilitation of patients with acute leukemia. Chronic leukemia. Classification. The main clinical syndromes. Laboratory and morphological diagnostics. Schemes of combined cytostatic therapy. Complications of cytostatic therapy. Treatment. Forecast.

Theme 17. Erythremia. Myeloma Erythremia. The main clinical syndromes. Diagnosis criteria depending on the stage. The course and outcomes of the disease. Treatment. Forecast. Clinical examination. Myeloma. Classification. Clinical options. Diagnosis Criteria Differentiated diagnosis. Treatment. Forecast.

Section 4. Rheumatology


Theme 18. Deforming arthrosis. Definition. Spread. Etiology and pathogenesis. Classification. The clinical picture. The main clinical forms and stages of the course. Diagnosis Criteria Diagnostic criteria. Differentiated diagnosis. The principles of the flow. Treatment. Indications for orthopedic treatment. Forecast. Prevention.

Theme 19 . Rheumatoid arthritis. Definition. Frequency. Etiology and pathogenesis (the role of autoimmune disorders and genetic factors). Classification. The clinical picture, taking into account the stage of the course, the severity of the process and the involvement of other organs and systems of the body in the pathological process. Laboratory changes. Diagnosis Criteria Differential diagnosis with other joint diseases. Flow. Treatment. Forecast. Clinical examination.

Theme 20. Systemic lupus erythematosus. Definition Etiology and pathogenesis (the role of autoimmune shifts). Classification. The clinical picture. Damage to organs and systems. Laboratory changes. The degree of activity of the process. Diagnosis Criteria Differential diagnosis. The basic principles of treatment (immunosuppressive therapy, remission). Forecast. Prevention. Clinical examination

Theme 21. Systemic scleroderma. Polymyositis. Dermatomyositis. Systemic scleroderma. Definition Etiology and pathogenesis. Classification. The clinical picture. Damage to organs and systems. Laboratory changes. Flow. Diagnostic criteria. Possibilities of modern differential therapy. Forecast. Prevention. The main clinical syndromes. Diagnosis Criteria. Differentiated diagnosis. Treatment. Forecast. Clinical examination. Polymyositis. Dermatomyositis. Definition Etiology and pathogenesis. The clinical picture. Damage to the skin, muscles, internal organs and systems. Laboratory shifts. Course of the disease. Diagnosis Criteria Treatment. Prevention. Clinical examination.

Theme 22. Ankylosing spondylitis (ankylosing spondylitis). Gout. Ankylosing spondylitis (ankylosing spondylitis). Definition Etiology and pathogenesis. Classification. The clinical picture. Damage to organs and systems. Laboratory changes. Flow. Diagnostic criteria. Possibilities of modern differential therapy. Forecast. Prevention The main clinical syndromes. Diagnosis Criteria Differentiated diagnosis. Treatment. Forecast. Clinical examination. Gout. Definition Spread. Etiology and pathogenesis. Clinical picture: acute attack, chronic course. Damage to the kidneys. Diagnosis Criteria Features of the articular syndrome. Differentiated diagnosis. Treatment (diet, non-steroidal anti-inflammatory drugs, anti-hyperuricemia drugs). Forecast. Clinical examination.

Ministry of Science and Higher Education of the Russian Federation Ulyanovsk State University	Форма	
F – Educational plan		

Theme 23. Systemic vasculitis. Nodular periar ter and it. Wegener's granulomatosis .. giant cell arteritis. Hemorrhagic vasculitis. Pathogenesis of bleeding. The clinical picture, options for the course of the disease. Diagnostic criteria. The course and outcome. Treatment. Goodpasture Syndrome. Thromboangiitis obliterans. Definition Etiology and pathogenesis. The clinical picture. The main clinical syndromes. Laboratory changes. Clinical options. Diagnosis Criteria Differential diagnosis. Treatment. Forecast. Prevention

Section 5. Pulmonology

Theme 24. Differential diagnosis of pulmonary infiltrates. The principles of antibiotic therapy. The treatment of pneumonia . Differential diagnosis for pulmonary infiltrate (pneumonia, cancer, tuberculosis), eosinophilic infiltrate, middle lobe syndrome and Goodpasture. The principles of antibiotic therapy. The treatment of pneumonia.

Theme 25 . Differential diagnosis and treatment of obstructive pulmonary disease. Clinical features of diffusion bronchospasm. Limited obstruction, pulmonary atelectasis, pulmonary edema. Differential diagnosis for bronchial obstructive diseases. The principles of treatment of bronchial asthma, chronic obstructive pulmonary disease.

Theme 26. Differential diagnosis for disseminated lung diseases. Medicinal pneumopathy. Modern treatment of sarcoidosis. Modern treatment of alveolitis. Modern treatment of systemic vasculitis. Diagnosis criteria for silicosis and silicosis.


Section 6. Differential diagnosis in cardiology .

Theme 27 . Differential diagnosis for pain in the heart. Modern therapy of coronary heart disease. The tactics of using antianginal drugs. Features of pain of coronarogenic and non-coronarogenic origin. Drug and stress tests. The value of coronarography, Echocardiography, atrial stimulation test. Features of treatment depending on the genesis of pain. Modern therapy of coronary heart disease. The tactics of using antianginal drugs.

Theme 28. Differential diagnosis of arterial hypertension. Treatment of hypertension. Differential diagnosis hypertension disease and symptomatic hypertension. The value of instrumental methods and the following. Modern principles of treatment of arterial hypertension. Features of the treatment of arterial hypertension in patients with both logotype and senile age and severe atherosclerosis.

Theme 29. Diagnosis and treatment of acute and chronic heart failure. Features of clinical manifestations in acute failure (shock, pulmonary edema) and chronic congestive heart failure and accuracy (depending on stage). The basic principles of modern treatment of acute and chronic heart failure.

Topic 30. Differential diagnosis of cardiomegaly. Congenital and acquired heart defects. Differential diagnosis in the nosological series: IHD, primary cardiomyopathies, heart tumors, myocarditis, pericardial effusion, congenital and acquired heart defects. Possibilities of imaging

Ministry of Science and Higher Education of the Russian Federation Ulyanovsk State University	Форма	
F – Educational plan		

methods (ECHO, CT, MRI, scintigraphy) of research methods. Issues of etiology, pathogenesis, treatment tactics for acquired and congenital heart defects.

Theme 31. Differential diagnosis for cardiac arrhythmias. Features of the clinical manifestations of the main forms of arrhythmias. ECG value in diagnostics. Therapy depending on the shape of arrhythmia. Indications and contraindications for Defibrillation, implantation of an artificial pacemaker.

Theme 32. Antihypertensive conditions in the clinic of internal diseases. Essential, symptomatic, idiopathic orthostatic form. The concept of hypotension.

Theme 33. ECG in normal and pathological conditions of the heart. ECG characteristic is normal. ECG for myocardial infarction and its complications. ECG for diffuse diseases of the myocardium, myocardial dystrophy, acute dry and exudative pericarditis. ECG for cardiac arrhythmias and conduction.

Section 7. Gastroenterology

Theme 34. Differential diagnosis and treatment of esophageal and gastric dyspepsia. Patient examination algorithm Hard act of swallowing, nausea and vomiting. Diagnosis criteria and differential diagnosis: GERD, cardia achalasia, Hiatal hernia, cardiospasm, Barrett's esophagus, esophageal cancer. Diagnosis criteria and differential diagnosis: gastritis, peptic ulcer, non-ulcer dyspepsia, stomach cancer. Features of the treatment. The principles of eradication therapy.

Theme 35. Differential diagnosis and treatment of diseases of the gallbladder and biliary tract. Differential diagnosis of diseases biliary tract: cholelithiasis, dyskinesia of gallbladder, dysfunction of sphincter Oddi, cholecystitis. Differentiated therapy.

Topic 36. Differential diagnosis and treatment of diarrhea syndrome. Differential diagnosis of diseases with diarrhea syndrome: Nonspecific ulcerative colitis, Crohn's disease, IBS, enzymeopathy, short bowel syndrome. Differentiated treatment.


Topic 37. Differential diagnosis of hepatomegaly and hepatolienal syndrome. The main causes, the value of laboratory instrumental method. Indications for puncture biopsy of the liver.

Theme 38. Differential diagnosis of jaundice. Diagnostic criteria for various forms of jaundice occurring with the predominant manifestation of unconjugated, conjugated and bilirubin. The possibility of laboratory and instrumental methods of research.

Theme 39. Differential diagnosis for "acute abdomen." The concept of "acute abdomen." Pathogenesis and cells and clinical symptoms. Therapist's tactics for suspected acute abdomen.

Section 8. Differential diagnosis in nephrology.

Topic 40. Differential diagnosis of pathological urinary syndrome with kidney disease. Diagnostic criteria diseases with hematuria, proteinuria, leukocyturia. The possibilities of laboratory and instrumental methods and with the following.

Ministry of Science and Higher Education of the Russian Federation Ulyanovsk State University	Форма	
F – Educational plan		

Topic 41. Diagnosis and treatment of chronic kidney disease. Differential diagnosis of CKD and AKI. Criteria for the diagnosis, classification of CKD . Differential diagnosis with AKI. The principles of conservative treatment. Indications for replacement item of TCD.

Theme 42. Edema syndrome. Clinical features of edema in diseases of the heart, kidneys, liver, endocrine diseases. Treatment taking into account the pathogenesis of various types of edema.

Section 9. Differential diagnosis in hematology

Theme 43. Differential diagnosis for anemic conditions. Diagnostic search program for anemia. Therapeutic possibilities of treatment. Indications for the infusion of erythromass (order on the approval of the rules for the clinical use of donated blood and (or) its components) .

Theme 44. Differential diagnosis for chronic leukemia: CML, CLL, subleukemic myelosis, myeloma, erythremia. Diagnosis criteria: CML, CLL, subleukemic myelosis. Differential diagnosis with leukemoid reactions of myeloid, lymphoid types. Diagnosis criteria and differential diagnosis of myeloma, erythremia.

Theme 45. Differential diagnosis and treatment of hemorrhagic syndrome . Diagnostic search program for hemorrhagic syndrome. Principles of analysis of indicators of the blood coagulation system. Criteria for the types of hemorrhagic syndrome (petechial-spotted, hematoma, mixed, vasculitis-purple, angiomatous). Diagnosis criteria: hemophilia A, B, C , thrombocytopenic purpura, DIC . The principles of therapy.

Theme 46. Differential diagnosis for lymphadenopathy. Diagnostic search program. Value of morphological method of study .

Section 10. Differential diagnosis in rheumatology.

Theme 47. Differential diagnosis of articular syndrome. Clinical manifestations of articular syndrome in diffuse connective tissue disease, rheumatoid arthritis, gout, DOA, paraneoplastic condition. Possibilities of early diagnosis of RA and ankylosing spondylitis.


6. TOPICS OF PRACTICAL AND SEMINAR LESSONS

Section 1. Cardiology.

Theme 1. Curation of patients. Clinical analysis of the patient by the teacher (practical lesson).

Questions to the topic:

1. The history of the disease. Rules and principles of design.
2. Patient questioning, basic principles.
3. Examination of the patient. Basic principles.
4. Formulation of the diagnosis. Types of diagnoses.
5. The rationale for the examination plan of the patient.
6. Differential diagnosis. The development of clinical thinking.

Ministry of Science and Higher Education of the Russian Federation Ulyanovsk State University	Форма	
F – Educational plan		

7. The rationale for the clinical diagnosis.
8. Justification of medical tactics.

Topic 2. Secondary arterial hypertension. (practical lesson).

Questions to the topic:

1. Definition of the terms "secondary arterial hypertension".
2. Classification of secondary arterial hypertension.
3. The main points of etiology, pathogenesis of nephrogenic, endocrine, hemodynamic arterial hypertension.
4. Clinical manifestations nephrogenic (parenchymal, renovascular), endocrine (pheochromocytoma, Icenkko-Kushing syndrom, Kone syndrome) arterial hypertension.
5. Diagnostic criteria.
6. Differential diagnosis.
7. Principles of treatment for common secondary arterial hypertension.
8. Forecast, questions of examination of disability.

Theme 3. Cardiomyopathies (practical lesson).


Questions to the topic:

1. Definition of the term "cardiomyopathy".
2. Classification of cardiomyopathies.
3. The main points of etiology, pathogenesis, hemodynamics of cardiomyopathies.
4. Clinical manifestations of dilated, hypertrophic, inflammatory cardiomyopathy (myocarditis).
5. Diagnostic criteria for cardiomyopathies.
6. Differentiated diagnosis of cardiomyopathies among themselves and with diseases accompanied by cardiomegaly and heart failure.
7. Principles of treatment of cardiomyopathies.
8. Forecast, questions of examination of disability.

Theme 4. Arrhythmias and heart block (practical lesson).

Questions to the topic :

1. Definition of the basic terms "arrhythmia", "extrasystole", "paroxysmal arrhythmias", "atrial and ventricular fibrillation", "flutter", etc.
2. Classification of arrhythmias.
3. The main points of etiology, pathogenesis of arrhythmias.
4. Clinical manifestations of rhythm disturbance.
5. Diagnostic methods for arrhythmias.
6. Differential diagnosis of rhythm disturbances:
 - Extrasystole. Topical diagnosis of extrasystolic arrhythmias (ECG signs).
 - Paroxysmal tachycardia. The clinical picture of an attack of paroxysmal therapy. ECG changes. Syndrome of premature ventricular excitation.
7. Atrial fibrillation and flutter. Classification. Clinical symptomatology. ECG changes.
8. Ventricular fibrillation. Clinic. ECG signs.
9. Syndrome weakness syndrome. Diagnostics. Clinical manifestations. Indications for implantation of an artificial pacemaker.
10. Violation of conductivity. Pathogenesis. Classification. Clinical manifestations. The nature of the ECG changes.
11. Complications (Morgagni-Edem-Stokes syndrome, heart failure, rhythm disturbances).

Ministry of Science and Higher Education of the Russian Federation Ulyanovsk State University	Форма	
F – Educational plan		

- 12 . The role of electrophysiological studies and a monitor ECG
- 13 . Principles of treatment of arrhythmias: classification of antiarrhythmics, tactics and principles of management of patients with the most common arrhythmias (extasystole, paroxysmal tachycardia, atrial fibrillation, etc.).
- 14 . Labor examination. Forecast.

Theme 5 . Differential diagnosis in acute coronary syndrome. (practical lesson).

Questions to the topic:

1. Differential diagnosis of pain in the heart.
2. Acute coronary syndrome (ACS). Definition
3. Acute coronary syndrome without ST segment elevation. Clinic and diagnosis. Complications
4. The principles of management of patients in a hospital. Drug therapy of ACS without ST segment elevation.
- 5 . Acute coronary syndrome with ST segment elevation. Clinic and diagnosis. Complications
6. Principles of managing patients in a hospital with ACS with ST segment elevation. Drug therapy.
7. Methods of revascularization. Indications and contraindications for thrombolytic therapy and percutaneous interventions in the coronary arteries. The principles of accompanying therapy.

Section 2. Nephrology.

Theme 7 . Acute and chronic glomerulonephritis (practical lesson).

Questions to the topic:

1. Etiopathogenesis of acute glomerulonephritis.
2. Clinic of acute glomerulonephritis.
3. Diagnosis of acute glomerulonephritis.
4. Treatment of acute glomerulonephritis. Forecast.
5. Etiopathogenesis of chronic glomerulonephritis
6. Clinic of chronic glomerulonephritis.
7. Diagnosis of chronic glomerulonephritis.
8. Treatment of chronic glomerulonephritis. Forecast

Topic 8. Chronic pyelonephritis (practical lesson).


Questions to the topic:

1. Definition Etiology and pathogenesis. The role of focal infection. Research Methods . Etiopathogenesis of chronic pyelonephritis
2. Clinic of chronic pyelonephritis.
3. Diagnosis of chronic pyelonephritis.
4. Differential diagnosis of chronic pyelonephritis.
5. Treatment of chronic pyelonephritis.

Theme 9, Theme 11. Nephrotic syndrome. Amyloidosis of the kidneys. Acute renal damage (practical lesson).

Questions to the theme:

1. Etiopathogenesis of nephrotic syndrome.
2. Clinic of nephrotic syndrome.
3. Diagnosis of nephrotic syndrome.
4. Differentiated diagnosis of nephrotic syndrome.

Ministry of Science and Higher Education of the Russian Federation Ulyanovsk State University	Форма	
F – Educational plan		

5. Treatment of nephrotic syndrome.
6. Etiology of renal amyloidosis.
7. Pathogenesis of renal amyloidosis.
8. Clinic of renal amyloidosis.
9. Diagnosis of renal amyloidosis.
10. Treatment of renal amyloidosis.
11. Definition of the concept of acute renal damage (AKI).
12. Etiology and pathogenesis.
13. Classification. .
14. The clinical picture, stages in the development of AKI.
15. Diagnostic criteria.
16. Treatment by stages. Indications for hemodialysis.

Theme 10. Chronic kidney disease (practical lesson).

Questions to the topic:


1. Definition of the concept of chronic kidney disease.
2. Prevalence.
3. Etiology.
4. Classification.
5. Stages of the course.
6. Treatment (regimen, diet, water-salt regimen, possibilities of nephroprotective therapy).
7. Forecast. Dispensary accounting. Clinical examination.

Section 3. Hematology

Theme 14-15. Hypochromic microcytic anemia. Macrocytic anemia. Hemophilia. Normochromic normocytic anemia. Hemolytic anemia. Thrombocytopenia. Thrombocytopathy (practical lesson).

Questions to the topic:

1. Iron deficiency anemia. Sideroblastic anemia. Clinic, diagnosis, treatment.
2. Thalassemia. Diagnostics. The principles of treatment. Differential diagnosis with iron deficiency anemia.
3. Macrocytic anemia. Causes of macrocytic anemia. Differential diagnosis with B-12 and folic acid deficiency anemia.
4. Hemophilia. The value of the hereditary factor in the development of the disease. Pathogenesis of bleeding. The main clinical syndromes. Clinical manifestations and course of hemophilia. Diagnosis Criteria
5. The basic principles of treatment and prevention of hemophilia.
6. Forecast. Clinical examination. Employment.
7. Anemia in chronic diseases. Causes. Diagnostic Methods Differential diagnosis with iron deficiency anemia.
8. Aplastic anemia. Classification. Reasons for the development. Diagnosis Criteria Differential diagnosis. The principles of treatment.
9. Hemolytic anemia. Hemolysis syndrome. Intracellular and intravascular hemolysis. Signs Differential diagnosis. Hereditary and acquired hemolytic anemia. Classification. Characteristics of various forms.
10. Autoimmune hemolytic anemia.
11. Thrombocytopathy. Classification. Clinic, diagnosis, treatment of various forms.

Ministry of Science and Higher Education of the Russian Federation Ulyanovsk State University	Форма	
F – Educational plan		

12. The concept of thrombocytopenia.

Topic 16. Acute and chronic leukemia (practical lesson).

Questions to the topic:

1. The main factors in the development of leukemia.
2. The main clinical and hematological syndromes and the mechanism of their development.
3. Diagnosis criteria for acute leukemia.
4. Differentiated diagnosis of acute leukemia with hypoplastic anemia and other pancytopenia, leukemoid reactions, "masks" of AP.
5. Classification of acute leukemia, formulation of a clinical diagnosis.
6. The tactics of a doctor in identifying a patient with AL.
7. Highlights of the comprehensive treatment of patients with acute leukemia; scheme cited for static chemotherapy; complications of chemotherapy and their prevention.
8. Clinical examination. of patients with AL. Forecast.
7. The definition of "chronic lymphocytic leukemia / CLL /", "chronic Mielolecosis/ CML/"
8. CLL diagnosis criteria.
9. Diagnosis criteria with CML.
10. Differential diagnosis of CML with osteomyelosklerozom, leukemoid reaction, myeloid body.
11. Differential diagnosis of CLL limfogramulomatoz, leukemoid ReA to tion.
12. The basic principles of the treatment of CML.
13. The basic principles of the treatment of CLL.
14. Forecast, rehabilitation, medical examination of patients with chronic leukemia.

Theme 17 . Erythremia. Myeloma (practical lesson).

Questions to the topic:

1. Definition of the term " erythremia"
2. The pathomorphological basis of the disease, the mechanism of development of the main clinical and hematological syndromes of the disease.
3. The modern classification of erythremia and symptomatic absolute erythritrocytosis, and its use in practice.
4. Clinical and hematological criteria for the diagnosis of erythremia.
5. Differentiated diagnosis of erythremia and symptomatic secondary erythrocytosis.
6. The tactics of a doctor in identifying a patient with erythremia.
7. Clinical examination of patients with erythremia. Forecast.
8. Definitions of the concept of multiple myeloma.
9. The main pathogenetic mechanisms of paraproteinemic gemoblastosis.
10. Diagnostic criteria for myeloma.
11. Differential diagnosis with gammopathy, disease Valdenstrema.
12. Treatment of myeloma.

Section 4. Rheumatology

Theme 18 . Deforming arthrosis . (practical lesson).

Questions to the topic:

1. The definition of the term "osteoarthrosis"
2. The main causes and risk factors.
3. The main criteria for diagnosis.

Ministry of Science and Higher Education of the Russian Federation Ulyanovsk State University	Форма	
F – Educational plan		

4. Classification.
5. The main clinical signs and symptoms .
6. X-ray and laboratory diagnostics.
7. Supporting signs of differentiated diagnosis.
8. The basic principles of the treatment of osteoarthritis.
9. Side effects of drugs.
10. An approximate plan for the examination and treatment of a patient in a hospital.
11. Clinical examination, Clinical examination of patients.

Theme 19. Rheumatoid arthritis (practical lesson).

Questions to the topic:

11. Definition of the term "rheumatoid arthritis".
12. The main causes and risk factors.
13. The main criteria for diagnosis.
14. Classification.
15. The main clinical signs and symptoms .
16. X-ray and laboratory diagnostics.
17. Supporting signs of differentiated diagnosis.
18. The basic principles of treatment ..
19. Side effects of drugs.
20. An approximate plan for the examination and treatment of a patient in a hospital.
21. Clinical examination, Clinical examination of patients.

Theme 20 . Systemic lupus erythematosus (practical lesson).

Questions to the topic:

1. Definition of the term "systemic lupus erythematosus."
2. The main causes and risk factors for the development of systemic lupus erythematosus.
3. Diagnosis Criteria
4. The main clinical signs and symptoms of systemic lupus erythematosus. Laboratory methods for examining systemic lupus erythematosus.
5. Differentiated diagnosis of systemic lupus erythematosus.
6. The basic principles of treatment of systemic lupus erythematosus.
7. List the main drugs used to treat C with dark red lupus erythematosus, give their characteristics.
8. Side effects of drugs.
9. An approximate plan for the examination and treatment of a patient in a hospital.
10. Forecast. Prevention. Clinical examination.

Theme 21. Systemic scleroderma. Polymyositis. Dermatomyositis (practical lesson).

Questions to the topic:

1. Definition of the term "systemic scleroderma"
2. The main reasons for the development of systemic scleroderma.
3. Diagnosis criteria for systemic scleroderma
4. The main clinical signs and symptoms of systemic scleroderma.
5. Diagnostic criteria for systemic scleroderma. systemic scleroderma
6. Supporting signs of the differential diagnosis of systemic scleroderma.
7. The basic principles of treatment of systemic scleroderma.

Ministry of Science and Higher Education of the Russian Federation Ulyanovsk State University	Форма	
F – Educational plan		

8. Prevention of systemic scleroderma.
9. Clinical examination, Clinical examination of patients with systemic scleroderma.
10. Definition of the term "dermatomyositis, polymyositis".
11. The main causes and risk factors for the development of dermatomyositis and polymyositis.
12. Diagnosis criteria for dermatomyositis and polymyositis.
13. Classification of dermatomyositis, polymyositis.
14. The main clinical signs and symptoms of dermatomyositis, polymyositis.
15. The main methods for the diagnosis of dermatomyositis, polymyositis.
16. Differentiated diagnosis of systemic lupus erythematosus.
17. Methods of treating dermatomyositis, polymyositis.
18. The prognosis of the disease.

Theme 22. Ankylosing spondylitis (ankylosing spondylitis). Gout (practical lesson).

Questions to the topic:

1. Definition of the term "ankylosing spondylitis."
2. Etiology, pathogenesis.
3. Criteria for the diagnosis of ankylosing spondylitis.
4. The main clinical signs and symptoms of ankylosing spondylitis.
5. Diagnostics.
6. The basic principles of treatment of ankylosing spondylitis.
7. Prevention of ankylosing spondylitis.
8. The prognosis of the disease.
9. Definition of the term "gout".
10. Etiology, pathogenesis
11. Classification of gout.
12. The main clinical signs and symptoms of gout. Blood picture for gout.
13. Laboratory diagnosis of gout. Microscopy tophi and synovial fl on STI for gout.
14. The basic principles of treatment and prevention of gout. Forecast.


Section 5 . Pulmonology .

Theme 24. Differential diagnosis of pulmonary infiltrates. The principles of antibiotic therapy. Treatment of pneumonia. (practical lesson).

Questions to the topic :

1. Diagnosis criteria:
 - Pneumonia
 - Tuberculosis of lung
 - Pulmonary infarction
 - Cancer of lung
 - Exudative pleuritis
 - Atelectasis of lungs
2. Groups of antibacterial agents (etiologic therapy of pneumonia).
3. Basic principles antibacterial therapy.
4. Management of patients with extrahospital and hospital pneumonia. The volume and frequency of using diagnostic methods. Indications for inpatient treatment and duration of hospitalization.

Theme 25 . Differential diagnosis of obstructive diseases of lungs. (practical lesson).

Ministry of Science and Higher Education of the Russian Federation Ulyanovsk State University	Форма	
F – Educational plan		

Questions to the topic:

- Differential diagnosis in the nosological series:
 - BA (various phenotypes)
 - COPD;
 - Local obstruction of bronchi;
 - syndromic obstruction of bronchi
- Spirometry rules (according to the approved methodological recommendations), evaluation of spirometry results, bronchodilation tests

Theme 25. Treatment of obstructive lung disease. (practical lesson).

Questions to the topic:

- Basic groups broncholytic drugs, mechanism of pharmacology action.
- Principles of treatment of asthma in acute exacerbation and remission (basic anti-inflammatory therapy, bronchodilator therapy).
- Treatment of COPD in acute and remission.
- The concept of stage- treatment of obstructive diseases, the concept of targeted therapy .
- Physiotherapy techniques of treatment

Section 7. The differential diagnosis in cardiology

Theme 27. Differential diagnosis of pain in the heart. Modern therapy of coronary heart disease. Use tactics of antianginal therapy (practical lesson).

Questions to the topic :

- The criteria for the diagnosis of cardialgias in patients with pulmonary, gastrointestinal tract, bone and muscle diseases.
- Diagnostic criteria during pain of coronary (angina pectoris, myocardial infarction) and noncoronary lesions (pulmonary artery thrombosis, pericarditis)
- The program for the treatment of angina pectoris (non-drug and drug therapy). Using of the main classes of antianginal drugs.
- The tactics of therapy for angina pectoris in different functional classes.
- The basic principles of treatment of myocardial infarction.

Theme 28. Differential diagnosis of arterial hypertension. Treatment of hypertension disease. (practical lesson).

Questions to the topic:


- Differential diagnosis criteria for the symptomatic (secondary) and primary hypertension (Hypertention disease).
- The program of obligatory and non-obligatory (according to indications) researches.
- HD Treatment (drugs and non-drugs).

Program of using basic antihypertensive drugs

Theme 29. Diagnosis and treatment of acute and chronic heart insufficiency. (practical lesson).

Questions to the topic :

- Supporting clinical signs of the diagnosis the acute and chronic heart failure
- Algorithm using additional methods for diagnosing CHF.
- The program of non-pharmacological and pharmacological therapy the CHD

Ministry of Science and Higher Education of the Russian Federation Ulyanovsk State University	Форма	
F – Educational plan		

- The use of ACE, β -blockers, diuretics and glycosides in heart failure therapy

Topic 30 . Differential diagnosis of cardiomegaly. (practical lesson) Differential diagnosis in the nosological series:

- ischemic heart disease,
- primary cardiomyopathies,
- heart tumors,
- myocarditis,
- pericardial effusion

The main criteria for diagnosis based on clinical data and laboratory and instrumental diagnostic methods.

Theme 31. Congenital and acquired heart defects. (practical lesson)

Etiology, questions of pathogenesis , differential diagnosis of congenital (Atrial septal defect, Ventricular septal defect) and acquired defects (stenosis of the left atrioventricular valve, mitral insufficiency, aortic stenosis, aortic insufficiency) of the heart. The concept of combined heart defects. Possibilities of functional and visualizing diagnostic methods (D-EchoCG, MRI, CT, scintigraphy, coronary angiography). Definition of management tactics for patients with heart defects. The possibilities of drug therapies.

Theme 32. Differential diagnosis for cardiac arrhythmias. (practical lesson) Features of the clinical manifestations of the main forms of arrhythmias. ECG value in diagnostics . Tera Pius depending on the shape of Arita mission. Indications and contraindications for Defi b rillyatsii, implantation of an artificial pacemaker.

Questions to the topic :

- Program emergency and square as a new treatment of arrhythmias.
- Criteria and possible clinical diagnosis of conduction disorders and drug from solutions of rhythm.
- ECG - diagnostic criteria for the longitudinal and transverse blockades fibrillation and chatter e Thaniah atrial (OP, TP)
- The program of using pharmacological and other types of correction of these arrhythmias.

Theme 33. Normal ECG. Hypertrophy of the heart. ECG in inflammatory diseases of the heart and and intoxication. (practical lesson).

Questions to the topic :

- Electrophysiology of the heart.
- The main exhaust, using with ECG.
- Determination of the electrical axis of the heart, the intervals, ECG teeths.
- ECG signs of heart hypertrophy
- ECG myocarditis, pericarditis.
- ECG in overdose glycosides situations.
- ECG for hyper-, hypokalemia

Theme 34. ECG in ischemic heart disease used for cardiac existing illness. (practical lesson).

Questions to the topic:

- ECG signs of myocardial ischemia with angina pectoris.
- ECG signs of damage, necrosis of myocardium.
- Differential diagnosis of acute myocardial infarction
- Load samples, using for the diagnosis of IHD

Ministry of Science and Higher Education of the Russian Federation Ulyanovsk State University	Форма	
F – Educational plan		

Theme 35. ECG in arrhythmias, disorders of automatism, excitability. (practical lesson).

Questions to the topic :

- Violation of sinus-node automaticity
- Paroxysmal tachycardia
- Extrasystoles.
- Atrial fibrillation.
- Holter ECG monitoring in the diagnosis of arrhythmias.

Theme 36. ECG disturbances 's of conductivity. (practical lesson).

Questions to the topic :

- Blockade of the sinus, atrio-ventricular nodes.
- Intraventricular blockade.
- Syndrome of premature excitation the ventricles.

Section 7. Gastroenterology

Theme 37. Differential diagnosis and treatment of esophageal and gastric dyspepsia

(practical lesson).

Questions to the topic:

1. Diagnostic criteria, differential diagnosis and treatment:

- GERD
- Achalasia Cardia
- Hiatal hernia
- Cardiospasm
- Esophagus of Barrett
- Esophageal cancer .

Differential diagnosis and treatment:

- gastritis
- ulcer
- non-ulcer dyspepsia
- stomach cancer

Eradication therapy

Topic 38. Differential diagnosis and treatment of diseases the gall bladder and the biliary tract

(practical lesson).

Questions to the topic:

1. Differential diagnosis of the biliary tract diseases

- cholelithiasis
- Dyskinesia of biliary tracts
- Dysfunction of Oddi sphincter
- Cholecystitis

2. Differentiated therapy

Theme 39. Differential diagnosis and treatment of diarrhea syndrome (practice session).

Questions to the topic :

1. Differential diagnosis of diseases with diarrhea syndrome:

- Ulcerative colitis

Ministry of Science and Higher Education of the Russian Federation Ulyanovsk State University	Форма	
F – Educational plan		

- Crohn's disease
- Irritable bowel syndrome
- Fermentopathies
- Short bowel syndrome.

2. Differentiated treatment

Theme 40. Differential diagnosis of the hepatomegaly syndrome (practice session).

Questions to the topic :

1. The criteria for the diagnosis and Differential diagnosis:

- Viral hepatitis
- Autoimmune hepatitis
- Alcoholic liver disease
- Wilson's Disease
- Biliary diseases (primary biliary sclerosis, primary sclerotic holangitis)

Section 8. Differential diagnosis in nephrology

Theme 41. Differential diagnosis in pathological urinary sediment, manifesting with hematuria (practice session).

Questions to the topic :

1. Differential diagnosis of hematuria: degree, level of origin, characteristic under phase-contrast microscopy

2. Criteria for diagnosis:

- acute, rapidly progressive glomerulonephritis
- chronic hematuric and hypertensive glomerulonephritis
- hypernephroma
- kidney infarction

Theme 42. Differential diagnosis of pathological urinary sediment, manifesting with leucocyte in urine(practice session).

Questions to the topic:

1. Differential diagnosis of leukocyturia: degree, level of origin, characteristics of urine white blood cell count

2. Criteria for diagnosis:

- chronic and acute pyelonephritis
- kidney tuberculosis
- chronic and acute tubulointerstitial nephritis

Topic 43. Differential diagnosis of pathological urinary sediment, manifesting with proteinuria (practice session).

Questions to the topic :

1. Differential diagnosis of proteinuria: degree, level of origin, composition

2. Criteria for diagnosis:

- chronic and acute glomerulonephritis

Ministry of Science and Higher Education of the Russian Federation Ulyanovsk State University	Форма	
F – Educational plan		

- myeloma nephropathy
- renal vein thrombosis
- Goodpasture's syndrome and Wegener disease
- infectious endocarditis

Theme 44. Diagnosis and treatment of chronic kidney disease. Differential diagnosis of CKD and AKI. Criteria for the diagnosis, classification of CKD. Differential diagnosis with AKI. Principles of conservative therapy CKD. Indications for replacement item of stranded therapy CKD.

Section 9. Differential diagnosis in hematology

Theme 45. Differential diagnosis and treatment of anemia. Indications for blood transfusion (practical lesson).

Questions to the topic:

Differential diagnosis of anemia on the level of color indicator, the size of a red blood cell, the degree of reduction in hemoglobin, the regenerative ability of red sprou

Diagnosis Criteria:


- iron deficiency anemia
- redistribution anemia (in chronic infectious-inflammatory diseases)
- aplastic anemia
 - Principles of etiological and pathogenetic treatment of iron deficiency anemia (iron supplements preparations), aplastic anemia (GCS, cytostatics), the indications for splenectomy
 - Criteria of Diagnosis:
- megaloblastic anemia: B6-deficiency and folievo (B12)deficiency
- haemolytic anemia (hereditary and acquired forms)
- sidereal anemia (congenital, with lead intoxication)
 - Principles etiologic and pathogenetic treatment megaloblastic anemia (cyanocobalamin folic acid), hemolytic anemia (GCS, cytostatics), indication to splenectomy sidereal anemia (symptomatic therapy, including therapy by desferal)
 - Indications for transfusion, complications

Theme 46. Differential diagnosis of chronic leukemia: CML, CLL, subleukemic mieloze, myeloma, eritremii (practice session).

Questions to the topic :

Diagnosis Criteria:

- CML
- CLL
- subleukemic myelosis
 - Differential diagnosis with leukemoid tests by myeloid and lymphoid types
 - Diagnosis Criteria:
- myeloma
- erythremia
 - Differential diagnosis of multiple myeloma with benign gammopathy (SLE, amyloidosis)

Ministry of Science and Higher Education of the Russian Federation Ulyanovsk State University	Форма	
F – Educational plan		

- Differential diagnosis eritremias with symptomatic erythrocytosis (CHF hypernephroma, ekzistosis)

Subject 47. Differential diagnosis and treatment of hemorrhagic syndrome (practice session).

Questions to the topic :

- Principles for the analysis of blood coagulation parameters
- Criteria of hemorrhagic syndrome types (petechial-spotted, gematomic, assorted, vasculitic magenta, angiomatous)
- Diagnosis Criteria:
 - hemophilia A, B, C
 - thrombocytopenic purpura (TTP)
 - DIC
- Principles of therapy hemophilias (coagulation factors concentrates, prolonged form VIII factor) TTP (GCS, CS, splenectomy), DIC (FFP)

Indications for transfusion of platelet mass, FFP; complications.

7. LABORATORY WORKS (LABORATORY WORKSHOP)

This type of work is not provided by the curriculum .

8 TOPICS course, control works, abstracts

This type of work is not provided by the curriculum.


9. THE LIST OF QUESTIONS FOR THE EXAM AND THE TEST.

LIST OF QUESTIONS FOR THE EXAM


1. Identify a group of rheumatological patients for referral to rehabilitation.
2. Determine the indications for patients with cardiovascular pathology for referral to rehabilitation
3. Determine the contraindications for referral to rehabilitation in patients with hematological pathology.
4. Determine the group for dispensary observation of patients with a nephrological profile
5. Tell us the structure of the patient's medical history and the rules for filling it out
6. Principles of drug therapy of arrhythmias. Classification of antiarrhythmic drugs. Complications and side effects.
7. Principles of drug therapy of chronic pyelonephritis. Complications and side effects.
8. Principles of drug therapy of rheumatoid arthritis. Classification of drugs for basic therapy. Complications and side effects.

Ministry of Science and Higher Education of the Russian Federation Ulyanovsk State University	Форма	
F – Educational plan		

9. Principles of drug therapy of iron deficiency anemia. Complications and side effects of iron preparations. Contraindications.
10. Principles of treatment of arterial hypertension. Classification of the main classes of antihypertensive drugs. Indications for use on the basis of damage to target organs.
11. Criteria for the diagnosis of chronic kidney disease.
12. Criteria for the diagnosis of arterial hypertension.
13. Criteria for the diagnosis of chronic pyelonephritis.
14. Criteria for the diagnosis of hemorrhagic vasculitis.
15. Criteria for the diagnosis of rheumatoid arthritis.
16. Rules for forming the diagnosis of a patient with osteoarthritis
17. Rules for forming the diagnosis of a patient with Bekhterev's disease.
18. Rules for forming the diagnosis of a patient with myeloma
19. Rules for forming the diagnosis of a patient with acute leukemia
20. Rules for forming the diagnosis of a patient with chronic heart failure
21. What are the tactics of managing a patient with erythremia
22. What are the tactics of managing a patient with acute renal injury
23. What are the tactics of managing a patient with nephrotic syndrome
24. What are the tactics of managing a patient with hemophilia
25. What are the tactics of managing a patient with macrocytic anemia
26. Nephrotic syndrome. Definition, etiology, pathogenesis, diagnosis, treatment, prognosis.
27. Atrial fibrillation. Definition, etiology, pathogenesis, classification, diagnosis, treatment, prognosis.
28. Heart rhythm disorders. Classification, possible causes, pathogenesis, principles of diagnosis and treatment. Classification of antiarrhythmic drugs.
29. Gout. Definition, etiology, pathogenesis. The clinical picture. Principles of diagnosis and treatment. Forecast.
30. Acute coronary syndrome. Definition. Differential diagnosis. The algorithm of management of patients at the pre-hospital stage and in the hospital. Complications.
31. Deforming arthrosis. Definition. Etiology and pathogenesis. Classification.
32. Hypertrophic cardiomyopathy. Etiology, pathogenesis, diagnosis, treatment.
33. Arrhythmogenic dysplasia of the right ventricle. Definition, diagnosis, treatment, complications, prognosis.

Ministry of Science and Higher Education of the Russian Federation Ulyanovsk State University	Форма	
F – Educational plan		

34. Tubulointerstitial nephritis. Etiology, pathogenesis, clinic, diagnosis, treatment.
35. Chronic myeloid leukemia. Etiology, pathogenesis, classification, diagnosis, treatment.
36. Macrocytic anemia (B-12 and folic deficiency anemia). Definition, etiology, pathogenesis, diagnosis, treatment, prognosis.
37. Methods of renal replacement therapy. Modern ideas about hemodialysis, peritoneal dialysis, kidney transplantation. Indications for the beginning of renal replacement therapy. Organization of a dialysis service.
38. Chronic lymphocytic leukemia. Etiology, pathogenesis, clinical manifestations, diagnosis, treatment.
39. Dilated cardiomyopathy. Etiology, pathogenesis, diagnosis, treatment, prognosis.
40. Cardiomyopathy. Definition, classification. Principles of diagnosis and treatment.
41. Differential diagnosis of erythremia and symptomatic erythrocytosis.
42. Hypochromic microcytic anemia (iron deficiency anemia, anemia of chronic diseases, thalassemia). Definition, etiology, pathogenesis, clinic, diagnosis, treatment.
43. Differentiated diagnosis of chronic glomerulonephritis and chronic pyelonephritis.
44. Symptomatic arterial hypertension. Definition, classification. Diagnosis of pheochromocytoma.
45. Systemic vasculitis. Definition. Classification. Etiology, pathogenesis, diagnosis, treatment.
46. Heart blockades. Classification, etiology, pathogenesis. Diagnosis of blockades. Treatment.
47. Acute leukemia. Definition, pathogenesis, classification, diagnosis, treatment.
- 48.. Polymyositis. Dermatomyositis. Definition, etiology, pathogenesis, diagnosis, treatment, prognosis.
49. Myeloma disease. Definition, etiology and pathogenesis, clinical syndromes, diagnosis, treatment, prognosis.
50. Chronic kidney disease. Etiology, diagnosis, treatment, prognosis.
51. Primary and secondary prevention of cardiovascular diseases. Risk factors for major cardiovascular diseases.
52. Acute kidney injury. Etiology, pathogenesis, clinic, diagnosis, treatment, prognosis.
53. Sinus node weakness syndrome. Diagnostics. Clinical manifestations. Indications for implantation of an artificial pacemaker.


Ministry of Science and Higher Education of the Russian Federation Ulyanovsk State University	Форма	
F – Educational plan		

54. Chronic kidney disease. Definition. Etiology. Diagnostic criteria. Principles of treatment. Forecast.


55. Extrasystoles. Definition. Classification. Etiology and pathogenesis. Diagnostics. Treatment. Forecast.

LIST OF QUESTIONS FOR THE TEST


1. The algorithm of diagnostic search for dysphagia syndrome.
2. Modern schemes of eradication therapy.
3. Differential diagnosis of liver diseases proceeding with a syndrome of cholestasis (PBC, primary sclerosing cholangitis, chronic viral hepatitis).
4. Differential diagnosis and therapy of autoimmune liver disease (AIH, PBC).
5. Differential diagnosis and treatment of inflammatory and functional diseases of the bile ducts (chronic cholecystitis, cholangitis, gallbladder dyskinesia , dysfunction of the sphincter of Oddi).
6. Differential diagnosis and differential therapy of ulcerative colitis and Crohn's disease.
7. Differential diagnosis of inflammatory and functional bowel diseases. Roman criteria for IBS, principles of treatment.
8. Reference criteria and therapeutic tactics for chronic viral hepatitis B and C.
9. Clinical manifestations and emergency care for gastric bleeding.
10. Clinical manifestations and emergency care for bleeding from the VVP.
11. Clinical manifestations and emergency care for gallstone colic.
12. Coronary heart disease. Stress angina, differential diagnosis and treatment.
13. Acute myocardial infarction. Risk factors. Classification. Differential diagnosis. Treatment of uncomplicated MI.
14. Pulmonary embolism. Risk factors. Classification. Differential diagnosis. Treatment. Prevention of PE.
15. Aortic dissection. Differential diagnosis. Treatment of RA.
16. Symptomatic arterial hypertension. Classification. Differential diagnosis of nephrogenic hypertension and hypertension. Treatment. Prevention.

Ministry of Science and Higher Education of the Russian Federation Ulyanovsk State University	Форма	
F – Educational plan		

17. Hypertension. Risk factors. Classification.. Differential diagnosis. Treatment. Prevention.
18. Myocarditis. Classification. Differential diagnosis. Treatment.
19. Diagnostics. The main groups of antihypertensive drugs.
20. Heart rhythm disorders. Risk factors. Classification.ECG. The main groups of antiarrhythmic drugs.
21. Atrial fibrillation (atrial fibrillation). Risk factors. Classification. Diagnostics. Treatment of MA.
22. Rheumatoid arthritis. Examination program: reference points of differential diagnostics (clinical, laboratory, instrumental, R-logical). Classification. The formulation of the diagnosis. Treatment. Forecast.
23. SLE. Reference points of differential diagnostics (clinical, laboratory, instrumental, R-logical). Classification. The formulation of the diagnosis. Treatment. Forecast.
24. Primary gout. Reference points of differential diagnostics (clinical, laboratory, instrumental, R-logical). Classification. The formulation of the diagnosis. Treatment. Forecast.
25. Primary deforming osteoarthritis. Reference points of differential diagnostics (clinical, laboratory, instrumental, R-logical). Classification. The formulation of the diagnosis. Treatment. Forecast.
26. Ankylosing spondylitis. Reference points of differential diagnostics (clinical, laboratory, instrumental, R-logical). Classification. The formulation of the diagnosis. Treatment. Forecast.
27. Emergency care for status anginosus (Q-MI) at the pre-hospital and hospital stages.
28. Emergency care for acute left ventricular failure-cardiac asthma (interstitial pulmonary edema).
29. Emergency care for acute left ventricular insufficiency-pulmonary edema (alveolar pulmonary edema).
30. Emergency care for high-grade AV block (Mobitz II, III degrees).
31. Emergency care for supraventricular paroxysmal tachycardia (pre-hospital and hospital stages).
32. Emergency care for hypertensive crises of the first and second order
33. Definition of the concept of "pulmonary infiltrate". Classification of diseases manifested by pulmonary infiltration.

Ministry of Science and Higher Education of the Russian Federation Ulyanovsk State University	Форма	
F – Educational plan		

34. Differential diagnosis of community-acquired pneumonia and lung infarction.
35. Differential diagnosis of pleuropneumonia and exudative pleurisy.
36. Differential diagnosis of bronchial asthma phenotypes.
37. Differential diagnosis of endogenous forms of bronchial asthma and COPD.
38. Differential diagnosis of idiopathic pulmonary fibrosis and exogenous allergic alveolitis.
39. Differential diagnosis of mediastinal pulmonary sarcoidosis and chronic disseminated pulmonary tuberculosis.
40. Basic principles of bronchial asthma therapy.
41. Basic principles of treatment of community-acquired pneumonia.
42. Basic principles of treatment of COPD patients.
43. Tactics of treatment of patients with a prolonged course of community-acquired pneumonia.
44. The main criteria for the treatment of chronic non-obstructive bronchitis
45. Glomerulonephritis: classification, clinical and morphological correlations, immunosuppressive and symptomatic therapy.
46. Pyelonephritis: classification, clinic, treatment of chronic pyelonephritis in the period of exacerbation.
47. Acute tubulointerstitial nephritis: etiological factors, clinic, treatment.
48. Chronic tubulointerstitial nephritis: classification, clinical and laboratory criteria (on the example of analgesic nephropathy), treatment.
49. CKD: formulation, classification, clinic, symptomatic treatment, indications for renal replacement therapy.
50. Acute kidney injury: formulation, classification, clinic, treatment, indications for acute hemodialysis.
51. Emergency care for anemia (threat of anemic coma) in CKD.
52. Emergency care for dialysis peritonitis in patients receiving outpatient peritoneal dialysis
53. Emergency care for cerebral edema in nephropathies, AKI, CKD.
54. The algorithm of diagnostic search for the detection of hypochromic anemia in the hemogram
55. The algorithm of diagnostic search for the detection of normochromic anemia in the hemogram


Ministry of Science and Higher Education of the Russian Federation Ulyanovsk State University	Форма	
F – Educational plan		

56. The algorithm of diagnostic search for the detection of hyperchromic anemia in the hemogram
57. Clinical and laboratory criteria for iron deficiency.
58. Tactics of treatment and management of patients with iron deficiency anemia
59. Tactics of treatment and management of patients with B12-deficient anemia.
60. Differential diagnosis of intracellular and intravascular hemolysis.
61. Principles of hemolytic crisis relief.
62. Aplastic anemia. Diagnostic criteria in the conditions of primary therapeutic care.
63. Types of bleeding according to Barkagan Z. S.
64. Chronic myeloid leukemia. Diagnostic criteria in the conditions of primary therapeutic care.
65. Chronic lymphocytic leukemia. Diagnostic criteria in the conditions of primary therapeutic care.
66. Myeloma disease. Diagnostic criteria in the conditions of primary therapeutic care.
67. Principles of transfusion of erythrocyte-containing media. Indications and contraindications.
68. Principles of thromboconcentrate transfusion. Indications and contraindications.
69. Principles of relief of hemorrhagic syndrome in petechial-bruising type of bleeding.
70. Principles of relief of hemorrhagic syndrome in hemophilia.
71. Principles of diagnosis and treatment of DIC syndrome.


**10 . INDEPENDENT WORK OF TRAINERS
for discipline " Hospital therapy "**

1.

No.	Section, topic	Type of independent work (study of educational material, problem solving, abstract, report, test, preparation for the exam, test)	Volume in hours	form of control
Semester 9-A				

Ministry of Science and Higher Education of the Russian Federation Ulyanovsk State University	Форма	
F – Educational plan		

Section 1. Cardiology				
1.	Theme 5. Differential diagnosis in acute coronary syndrome.	Differential diagnosis of cardialgia. Methods of revascularization. Indications and contraindications for thrombolytic therapy and percutaneous interventions in the coronary arteries. The principles of accompanying therapy.	6	Abstract. Spot check-current control in a practical lesson. Questions for the exam
2.	Theme 6. Primary and secondary prevention of cardiovascular disease.	Definition of primary and secondary prevention. Risk factors for underlying cardiovascular disease. Groups of persons subject to medical examination and the procedure for its implementation. The procedure for primary and secondary prevention of cardiovascular disease. Determining the effectiveness of primary and secondary prevention of cardiovascular diseases.	1 1	Abstract. Sampling check-current control in a practical lesson. Questions for the exam
Section 2 Nephrology				
3.	Theme 9. Nephrotic syndrome. Amyloidosis of the kidneys	Nephrotic syndrome. Modern concepts of pathogenesis in the light of ideas about the ultrastructure of the nephron. Amyloidosis .. Differential diagnosis. Treatment by stages, the possibility of the reverse development of amyloidosis.	5	Spot check-current control in a practical lesson. Questions for the exam
4.	Theme 12. Renal replacement therapy	Modern ideas about hemodialysis, peritoneal dialysis, kidney transplantation. Indications for initiation of renal replacement therapy. Dialysis service organization. Forecast. VTE.	4	Spot check-current control in a practical lesson. Questions for the exam
5.	Theme 13. Tubulointerstitial nephritis	Definition Etiology and pathogenesis. The main clinical syndromes. Laboratory, instrumental and morphological diagnostics. Differential diagnosis. Treatment. Forecast. VTE.	5	Abstract. Sampling check-current control in a practical lesson. Questions for the exam .
Section 3. Hematology				
5.	Theme 14. Hypochromic microcytic anemia. Macrocytic anemia.	The main syndromes in hematology. Differential diagnosis of hypochromic microcytic anemia. Differential diagnosis of macrocytic anemia. The basic principles of the treatment of hemophilia complications.	2	Spot check-current control in a practical lesson.
6.	Theme 15.	Differential diagnosis of normochromic normocytic anemia with iron deficiency	3	Spot check-current control in

Ministry of Science and Higher Education of the Russian Federation Ulyanovsk State University	Форма	
F – Educational plan		

	Normochromic normocytic anemia. Hemolytic anemia. Thrombocytopenia. Thrombocytopenia. Thrombocytopenia	anemia. Differential diagnosis of hemolytic anemia. The principles of diagnosis and differential diagnosis of thrombocytopenia and thrombocytopenia.		a practical lesson. Questions for the exam
7.	Theme 16. Sharp and chronic leukemia.	Differential diagnosis of acute and chronic leukemia. Complications of cytostatic therapy.	5	Spot check-current control in a practical lesson.


Section 4. Rheumatology

8.	Theme 23. Systemic vasculitis	Periarthritis nodosa. Wegener granulomatosis. Giant cell arteritis. Hemorrhagic vasculitis. Pathogenesis of bleeding. The clinical picture, options for the course of the disease. Diagnostic criteria. The course and outcome. Treatment. Goodpasture Syndrome. Thromboangiitis obliterans. Definition Etiology and pathogenesis. The clinical picture. The main clinical syndromes. Laboratory changes. Clinical options. Diagnosis Criteria Differential diagnosis. Treatment. Forecast. Prevention	1 4	Abstract. Spot check-current control in a practical lesson. Questions for the exam
----	-------------------------------	--	--------	--

B-C semester

Section 5 . (pulmonology)


9	Theme №24 Differential diagnosis of pulmonary infiltrates. The principles of antibiotic therapy. The treatment of pneumonia.	Criteria for focal and croupous pneumonia, infiltrative pulmonary tuberculosis, lung cancer, pulmonary infarction. Supporting criteria for exogenous and idiopathic alveolitis; sarcoidosis and disseminated pulmonary tuberculosis.	2	Interview during a practical lesson, test control Questions to the IGA.
10	Theme №25 Differential diagnosis and treatment of obstructive pulmonary disease.	Etiology and pathogenesis of bronchial asthma and COPD. Factors causing local bronchial obstruction. Reversibility criteria for bronchial obstruction,	8	Interview during a practical lesson, test control. Questions to the IGA.

Ministry of Science and Higher Education of the Russian Federation Ulyanovsk State University	Форма	
F – Educational plan		


		incl. during spirometry to confirm it.		
11	Theme №26 Differential diagnosis for disseminated lung diseases.	Definition of disseminated lung disease and modern concepts of pathogenesis. Rare forms of disseminated processes in the lungs (idiopathic hemosiderosis of the lungs, Goodpasture syndrome, alveolar proteinosis, lung leiomyomatosis, primary amyloidosis of the lungs). And interstitial pulmonary fibrosis with lesions of other organs and systems.	2	Interview during a practical lesson, test control. Questions to the final state certification
Section 6. (differential diagnosis in cardiology)				
12	Topic No. 27. Differential diagnosis for pain in the heart. Modern therapy of coronary heart disease.	Supporting signs for the diagnosis of respiratory, gastrointestinal tract, diseases of the cardiovascular system. Differential diagnosis of acute myocardial infarction, pulmonary embolism, aortic dissection. Prescribing statins to correct dyslipidemia. Indications and contraindications for the main groups of antianginal preparations	3	Interview during the analysis of the topic during the practical lesson, interview, final state certification
13	Theme №28. Differential diagnosis of arterial hypertension.	Supporting signs for the diagnosis of primary and secondary arterial hypertension. Differential diagnosis of renal hypertension. Indications and contraindications for	2	Interview during the analysis of the topic during the practical lesson, interview, final state certification

Ministry of Science and Higher Education of the Russian Federation Ulyanovsk State University	Форма	
F – Educational plan		

		the main groups of antihypertensive drugs		
14	Theme number 29. Differential diagnosis and treatment of acute and chronic heart failure	Supporting signs for the diagnosis of heart failure. Classifications of heart failure (Russian society of cardiologist, 2012). Indications and contraindications for the main classes of drugs used to treat heart failure.	3	Interview during the analysis of the topic during the practical lesson, interview, final state certification
15	Theme number 30. Differential diagnosis of cardiomegaly	Supporting signs for the diagnosis of primary and secondary ILC. Differential diagnosis of inflammatory heart diseases, the use of additional diagnostic methods.	6	Interview during the analysis of the topic during the practical lesson, interview, final state certification
16	Theme number 31. Differential diagnosis for cardiac arrhythmias	Differential diagnosis of tachycardia. Supporting methods for the diagnosis of rhythm disturbances (ECG, HM-ECG). The main classes of antiarrhythmic drugs, modern antiarrhythmic therapy regimens.	3	Interview during the analysis of the topic during the practical lesson, interview, final state certification
17	Theme number 32. Antihypertensive conditions in the clinic of internal diseases	The causes of hypotension in the clinic of internal diseases. Supporting signs for the diagnosis of cardiogenic, infectious toxic, obstructive shock. Definition of a variety of cardiogenic shock, determination of the severity of shock.	2	Interview during the analysis of the topic during the practical lesson, interview, final state certification
18	Theme number 33. ECG in normal and pathological conditions of the heart	ECG diagnosis of hypertrophy of different parts of the heart. ECG diagnosis of myocardial	23	Interview during the analysis of the topic during the practical lesson, interview,

Ministry of Science and Higher Education of the Russian Federation Ulyanovsk State University	Форма	
F – Educational plan		


		infarction, its localization and complications. ECG diagnosis of inflammatory heart disease. ECG diagnosis of extrasystoles, paroxysmal rhythm disturbances, VPW syndrome. Supporting criteria for ECG abnormalities.		final state certification
Section 7. (gastroenterology)				
19	Theme 34. Differential diagnosis and treatment of esophageal and gastric dyspepsia	Damage to the esophagus with systemic scleroderma. Herpetic lesions of the esophagus. Management of patients with foreign bodies of the esophagus. Supporting criteria of postoperative diseases of stomach. Tumors APUD - systems and benign tumors of the stomach. Damage to the esophagus with helminthic invasions. Portal gastropathy.	3	Interview during the analysis of the topic during the practical lesson, interview, questions to the final state certification
20	Theme 35. Differential diagnosis and treatment for diseases of the gallbladder and biliary tract	Damage to the gastrointestinal tract with helminthic infestations, acute and chronic viral hepatitis. Empyema and dropsy of the gallbladder.	3	Interview during the analysis of the topic during the practical lesson, interview, final state certification

Ministry of Science and Higher Education of the Russian Federation Ulyanovsk State University	Форма	
F – Educational plan		

2 1	Theme 36 . Differential diagnosis and treatment of diarrhea syndrome	Diarrhea of the traveler. Bowel damage in AIDS patients. Lymphoma of the small intestine. Whipple's disease	4	Interview during the analysis of the topic during the practical lesson, interview, final state certification
2 2	Theme 37. Differential diagnosis of hepatomegaly and hepatolienal syndrome	Damage to the liver with SLE. Physiological changes in the liver during pregnancy. The course of acute and chronic hepatitis during pregnancy. Cardiac fibrosis of the liver.	3	Interview during the analysis of the topic during the practical lesson, interview, final state certification
2 3	Theme number 38. Differential diagnosis of jaundice	Benign hyperbilirubinemia. Syndromes of Rotor, Dabin-Johnson, Summerstyle.	2	Interview during the analysis of the topic during the practical lesson, interview, final state certification
2 4	Theme number 39. Differential diagnosis for "acute abdomen"	False acute abdomen with abdominal form of myocardial infarction, pleurisy, exfoliating aortic aneurysm, hemolytic crisis.	3	Interview during the analysis of the topic during the practical lesson, interview, final state certification

Section 9. (differential diagnosis in nephrology)

25	Theme 40/1. Differential diagnosis for urinary sediment manifested by proteinuria	Mechanisms of proteinuria formation. Pathogenesis, diagnosis criteria, treatment of chronic renal vein thrombosis. Hereditary glomerulonephritis - Alport syndrome, nail-patella syndrome	2	Spot check - current control in a practical lesson. Questions to the final state certification
----	---	---	---	--

Ministry of Science and Higher Education of the Russian Federation Ulyanovsk State University	Форма	
F – Educational plan		

2 6	Topic 40/2. Differential diagnosis for urinary syndrome, manifested by hematuria	The mechanisms of hematuria formation. Diagnosis criteria and treatment of hypernephroma, renal infarction.	2	Spot check - current control in a practical lesson. Poll for parsing the topic Questions to the final state certification
2 7	Topic 40/3. Differential diagnosis for urinary syndrome, manifested by leukocyturia	The mechanisms of the formation of leukocyturia. Etiopathogenesis, diagnosis criteria, treatment of drug tubulointerstitial nephritis, HFRS. Graft rejection reaction.	4	Spot check - current control in a practical lesson. Poll for parsing the topic Questions to the final state certification
28	Theme 41 . Diagnosis and treatment of chronic kidney disease. Differential diagnosis of CKD and AKI.	Acute intoxication and AKI. CKD in endocrine pathology.	4	Spot check - current control in a practical lesson. Poll for parsing the topic Questions to the final state certification
29	Theme 42. Differential diagnosis of edema syndrome	Mechanisms for the development of edema in violation of the filtration function of the kidneys (AKI, diabetic nephropathy). Symptomatic treatment Mechanisms for the development of edema with nephrotic syndrome (glomerulonephritis, amyloidosis). Symptomatic treatment	2	Spot check - Current control in a practical lesson. Poll for parsing the topic Questions to the final state certification
Section 10. (differential diagnosis in hematology)				
30	Theme 43. Differential diagnosis in anemic conditions.	Hemolytic anemia (PNG, AIHA). Aplastic anemia. Anemia on the background of CKD. Acute posthemorrhagic anemia.	3	Interviews on parsing topics, control questions for the exam.
31	Theme 44. Differential diagnosis for chronic leukemia: CML, CLL, subleukemic myelosis, myeloma, erythremia.	Myelodysplastic syndrome. Waldenstrom's disease. Erythrocytosis.	2	Interviews on parsing topics, control questions for the exam.

Ministry of Science and Higher Education of the Russian Federation Ulyanovsk State University	Форма	
F – Educational plan		

32	Theme 45. Differential diagnosis and treatment of hemorrhagic syndrome.	DIC syndrome. Thrombocytopenia and thrombocytopeny.	3	Interviews on parsing topics, control questions for the exam.
33	Theme 46. Differential diagnosis for lymphadenopathy.	Lymphogranulomatosis. Fever of unknown origin.	3	Interviews on parsing topics, control questions for the exam.
Section 11. (differential diagnosis in rheumatology)				
34	Theme 47. Differential diagnosis of articular syndrome	Supporting signs for the diagnosis of primary, secondary gout, criteria for determining the type of SLE course, supporting reasons for the development of reactive arthritis, the main complications of RA.	3	Interview during the analysis of the topic during the practical lesson, interview, listening and checking abstracts, IGA

11. EDUCATIONAL, METHODOLOGICAL AND INFORMATION SUPPORT OF THE DISCIPLINE

Training in Russian. References, software in Russian


a) List of recommended literature:

basic literature:

- 1.1. Внутренние болезни. В 2 т. Т.1. [Электронный ресурс] : учебник / Моисеев В.С., Мартынов А.И., Мухин Н.А. - 3-е изд., испр. и доп. - М. : ГЭОТАР-Медиа, 2015 - <http://www.studmedlib.ru/book/ISBN9785970433102.html>
- 1.2. Внутренние болезни. В 2 т. Т.2 [Электронный ресурс] : учебник / Моисеев В.С., Мартынов А.И., Мухин Н.А. - 3-е изд., испр. и доп. - М. : ГЭОТАР-Медиа, 2015 - <http://www.studmedlib.ru/book/ISBN9785970433119.html>
2. Маколкин, В. И. Внутренние болезни : учебник / Маколкин В. И. , Овчаренко С. И. , Сулимов В. А. - 6-е изд. , перераб. и доп. Москва : ГЭОТАР-Медиа, 2017. - 768 с. - ISBN 978-5-9704-4157-2. - Текст : электронный // ЭБС "Консультант студента" : [сайт]. - URL : <https://www.studentlibrary.ru/book/ISBN9785970441572.html>

additional literature:

1. Клиническая пульмонология : учеб. пособие / И. Г. Пашенко, Н. Н. Пашенко, И. А. Галушина, Т. С. Ключкова ; УлГУ, ИМЭиФК. - Ульяновск : УлГУ, 2011. - 152 с.
2. Рузов В. И. Практическое руководство по внутренним болезням : учеб. пособие для вузов. Разд. 1 : Основы клинической электрокардиографии / В. И. Рузов, Р. Х. Гимаев, В. А. Разин; УлГУ, ИМЭиФК, Мед. фак. - Ульяновск : УлГУ, 2009. - ил. - Загл. с экрана; Имеется печ. аналог. - Электрон. текстовые дан. (1 файл : 67,7 Мб). - Текст : электронный.- <http://lib.ulsu.ru/MegaPro/Download/MObject/125>
3. Марковцева М. В. Гематологические синдромы в терапевтической практике : учеб.-метод. рекомендации для студентов ст. курсов, клин. ординаторов, интернов и врачей / М. В. Марковцева. - Ульяновск : УлГУ, 2012. - Имеется печ. аналог. - Электрон. текстовые дан. (1 файл : 351 Кб). - Текст : электронный.- <http://lib.ulsu.ru/MegaPro/Download/MObject/63>
4. Ревматоидный артрит: лечебно-диагностические и профилактические мероприятия в условиях

Ministry of Science and Higher Education of the Russian Federation Ulyanovsk State University	Форма	
F – Educational plan		


поликлиники : учеб.-метод. пособие / М. П. Хохлов, А. Б. Песков, Л. И. Абдусалымова, Н. С. Лыкова; ИМЭиФК, УлГУ. - Ульяновск : УлГУ, 2009. - Загл. с экрана; Имеется печ. аналог. - Электрон. текстовые дан. (1 файл : 431 Кб). - Текст : электронный. - <http://lib.ulsu.ru/MegaPro/Download/MObject/121>
5. Визе-Хрипунова Марина Анатольевна. Заболевания поджелудочной железы : метод. рекомендации для студентов старш. курсов, клин. ординаторов, интернов, врачей / Визе-Хрипунова Марина Анатольевна, А. О. Астахова. - Ульяновск : УлГУ, 2008. - Загл. с экрана; Имеется печ. аналог. - Электрон. текстовые дан. (1 файл : 784 Кб). - Текст : электронный. – <http://lib.ulsu.ru/MegaPro/Download/MObject/27>

educational and methodological literature:

Учебно-методические рекомендации для самостоятельной работы студентов по дисциплине «Госпитальная терапия» (с освоением части программы на английском языке) для специальности 31.05.01 «Лечебное дело» / М. А. **Визе-Хрипунова**, А. М. Шутов, Е. Е. Юдина, Е. В. Ефремова; УлГУ, ИМЭиФК, Мед. фак. - Ульяновск : УлГУ, 2019. - Загл. с экрана; Неопубликованный ресурс. - Электрон. текстовые дан. (1 файл : 340 КБ). - Текст : электронный.

<http://lib.ulsu.ru/MegaPro/Download/MObject/5831>

AGREED:

Main Librarian of the scientific Library /  Burchanova M.M./ _____

position of the scientific library employee

Full name

signature

data

B) software:

Стандартное:

- 1) ОС: Windows
- 2) Антивирус: DrWeb
- 3) Офисный пакет: Microsoft Office, Мой Офис Стандартный

C) Professional databases, information and reference systems

1.1. IPRbooks : электронно-библиотечная система : сайт / группа компаний Ай Пи Ар Медиа. - Саратов, [2021]. – URL: <http://www.iprbookshop.ru>. – Режим доступа: для зарегистрир. пользователей. - Текст : электронный.

1.2. ЮРАЙТ : электронно-библиотечная система : сайт / ООО Электронное издательство ЮРАЙТ. – Москва, [2021]. - URL: <https://urait.ru>. – Режим доступа: для зарегистрир. пользователей. - Текст : электронный.


1.3. Консультант студента : электронно-библиотечная система : сайт / ООО Политехресурс. – Москва, [2021]. – URL: <https://www.studentlibrary.ru/cgi-bin/mb4x>. – Режим доступа: для зарегистрир. пользователей. – Текст : электронный.

1.4. Консультант врача : электронно-библиотечная система : сайт / ООО Высшая школа организации и управления здравоохранением-Комплексный медицинский консалтинг. – Москва, [2021]. – URL: <https://www.rosmedlib.ru>. – Режим доступа: для зарегистрир. пользователей. – Текст : электронный.

1.5. Большая медицинская библиотека : электронно-библиотечная система : сайт / ООО Букап. – Томск, [2021]. – URL: <https://www.books-up.ru/ru/library/> . – Режим доступа: для зарегистрир. пользователей. – Текст : электронный.

1.6. Лань : электронно-библиотечная система : сайт / ООО ЭБС Лань. – Санкт-Петербург, [2021]. – URL: <https://e.lanbook.com>. – Режим доступа: для зарегистрир. пользователей. – Текст : электронный.

1.7. **Znaniium.com** : электронно-библиотечная система : сайт / ООО Знаниум. - Москва,

Ministry of Science and Higher Education of the Russian Federation Ulyanovsk State University	Форма	
F – Educational plan		

[2021]. - URL: <http://znaniyum.com> . – Режим доступа : для зарегистрир. пользователей. - Текст : электронный.

1.8. Clinical Collection : коллекция для медицинских университетов, клиник, медицинских библиотек // EBSCOhost : [портал]. – URL: <http://web.b.ebscohost.com/ehost/search/advanced?vid=1&sid=9f57a3e1-1191-414b-8763-e97828f9f7e1%40sessionmgr102> . – Режим доступа : для авториз. пользователей. – Текст : электронный.

1.9. Русский язык как иностранный : электронно-образовательный ресурс для иностранных студентов : сайт / ООО Компания «Ай Пи Ар Медиа». – Саратов, [2021]. – URL: <https://ros-edu.ru>. – Режим доступа: для зарегистрир. пользователей. – Текст : электронный.

2. КонсультантПлюс [Электронный ресурс]: справочная правовая система. /ООО «Консультант Плюс» - Электрон. дан. - Москва : КонсультантПлюс, [2021].

3. Базы данных периодических изданий:

3.1. База данных периодических изданий : электронные журналы / ООО ИВИС. - Москва, [2021]. – URL: <https://dlib.eastview.com/browse/udb/12>. – Режим доступа : для авториз. пользователей. – Текст : электронный.

3.2. eLIBRARY.RU: научная электронная библиотека : сайт / ООО Научная Электронная Библиотека. – Москва, [2021]. – URL: <http://elibrary.ru>. – Режим доступа : для авториз. пользователей. – Текст : электронный

3.3. «Grebennikon» : электронная библиотека / ИД Гребенников. – Москва, [2021]. – URL: <https://id2.action-media.ru/Personal/Products>. – Режим доступа : для авториз. пользователей. – Текст : электронный.

4. Национальная электронная библиотека : электронная библиотека : федеральная государственная информационная система : сайт / Министерство культуры РФ ; РГБ. – Москва, [2021]. – URL: <https://нэб.рф>. – Режим доступа : для пользователей научной библиотеки. – Текст : электронный.

5. SMART Imagebase // EBSCOhost : [портал]. – URL: <https://ebSCO.smartimagebase.com/?TOKEN=EBSCO-1a2ff8c55aa76d8229047223a7d6dc9c&custid=s6895741>. – Режим доступа : для авториз. пользователей. – Изображение : электронные.

6. Федеральные информационно-образовательные порталы:

6.1. Единое окно доступа к образовательным ресурсам : федеральный портал / учредитель ФГАОУ ДПО ЦРГОП и ИТ. – URL: <http://window.edu.ru/> . – Текст : электронный.

6.2. Российское образование : федеральный портал / учредитель ФГАОУ ДПО ЦРГОП и ИТ. – URL: <http://www.edu.ru>. – Текст : электронный.

7. Образовательные ресурсы УлГУ:

7.1. Электронная библиотека УлГУ : модуль АБИС Мега-ПРО / ООО «Дата Экспресс». – URL: <http://lib.ulsu.ru/MegaPro/Web>. – Режим доступа : для пользователей научной библиотеки. – Текст : электронный.


Agreed:

Deputy.chief's_ /_____
должность сотрудника УИТиТ

Klochkova
Ф.И.О.


дата

A./_____/_____
подпись дата

Ministry of Science and Higher Education of the Russian Federation Ulyanovsk State University	Форма	
F – Educational plan		

1 2 . MATERIAL - TECHNICAL SUPPORT FOR DISCIPLINE

Main literature

Additional literature

Educational and methodical materials (methodological developments, manuals etc.

Normative documents (standard program, curriculum)

Computer, laptop, multimedia installation

Multimedia presentation of lecture material.

Overhead Projectors and Slideoscope.

Sets of slides on all topics of the discipline.

Table fund on all topics of practical and seminar classes, training stands .

A device for ultrasound diagnostics


Portable electrocardiograph, device for daily monitoring of blood pressure, devices for measuring blood pressure

Diagnostic equipment for all sections of the discipline of the clinical base of the department (Public health institution Regional Clinical Hospital).

13. SPECIAL CONDITIONS FOR STUDENTS WITH DISABILITIES OF HEALTH AND DISABLED

If necessary, students from among persons with disabilities (at the request of the student) may be offered one of the following options for information, taking into account their individual psychophysical characteristics :


- For persons with visual impairment: in printed form with a larger font; in the form of an electronic document; in the form of an audio file (audio format of educational materials); individual consultations with the involvement of a tiflos sign language interpreter; individual lessons and consultations;
- For persons with hearing impairment in printed form; in the form of an electronic document; video materials with subtitles; individual consultations involving an interpreter; individual lessons and consultations;
- For persons with disorders of the musculoskeletal system: in print; in the form of an electronic document; in the form of an audio file (audio format of educational materials); individual lessons and consultations

.Developers:  /Head of the Department of Internal Medicine and therapy Shutov AM .

position, full name

 /Head of the Department of Hospital Therapy Wiese-Khripunova MA .


position, full name

 / Associate professor of the department of hospital therapy Yudina E.E.





position, full name.

 /Associate Professor, Department of Therapy and Occupational Diseases Efremova E.V.

position, full name


Ministry of Science and Higher Education of the Russian Federation Ulyanovsk State University	Форма	
F – Educational plan		

LIST OF CHANGES of
Educational plan of discipline ” Hospital therapy ”
Speciality 31.05.01. «General medicine»

№	Content of the change or a link to the attached text of the	Full name of the head of the Department developing the discipline	Signature	Date
1	Introduction of changes to item C) Professional databases, information and reference systems item 11 "Educational, methodological and information support of the discipline" with the design of Appendix 1	Vize-Khripunova MA Shutov AM	 	29.08.2022
2	Introduction of changes to item A) Recommended Literature item 11 "Educational, methodological and information support of the discipline" with the design of Appendix 2	Vize-Khripunova MA Shutov AM	 	29.08.2022

Ministry of Science and Higher Education of the Russian Federation Ulyanovsk State University	Форма	
F – Educational plan		

Appendix 1

Ministry of Science and Higher Education of the Russian Federation Ulyanovsk State University	Форма	
F – Educational plan		

Профессиональные базы данных, информационно-справочные системы

1. Электронно-библиотечные системы:

1.1. Цифровой образовательный ресурс IPRsmart : электронно-библиотечная система : сайт / ООО Компания «Ай Пи Ар Медиа». - Саратов, [2022]. – URL: <http://www.iprbookshop.ru>. – Режим доступа: для зарегистрир. пользователей. - Текст : электронный.

1.2. Образовательная платформа ЮРАЙТ : образовательный ресурс, электронная библиотека : сайт / ООО Электронное издательство ЮРАЙТ. – Москва, [2022]. - URL: <https://urait.ru>. – Режим доступа: для зарегистрир. пользователей. - Текст : электронный.

1.3. База данных «Электронная библиотека технического ВУЗа (ЭБС «Консультант студента») : электронно-библиотечная система : сайт / ООО Политехресурс. – Москва, [2022]. – URL: <https://www.studentlibrary.ru/cgi-bin/mb4x>. – Режим доступа: для зарегистрир. пользователей. – Текст : электронный.

1.4. Консультант врача. Электронная медицинская библиотека : база данных : сайт / ООО Высшая школа организации и управления здравоохранением-Комплексный медицинский консалтинг. – Москва, [2022]. – URL: <https://www.rosmedlib.ru>. – Режим доступа: для зарегистрир. пользователей. – Текст : электронный.

1.5. Большая медицинская библиотека : электронно-библиотечная система : сайт / ООО Букап. – Томск, [2022]. – URL: <https://www.books-up.ru/ru/library/>. – Режим доступа: для зарегистрир. пользователей. – Текст : электронный.

1.6. ЭБС Лань : электронно-библиотечная система : сайт / ООО ЭБС Лань. – Санкт-Петербург, [2022]. – URL: <https://e.lanbook.com>. – Режим доступа: для зарегистрир. пользователей. – Текст : электронный.

1.7. ЭБС Znanium.com : электронно-библиотечная система : сайт / ООО Знаниум. - Москва, [2022]. - URL: <http://znanium.com>. – Режим доступа : для зарегистрир. пользователей. - Текст : электронный.

1.8. Clinical Collection : научно-информационная база данных EBSCO // EBSCOhost : [портал]. – URL: <http://web.b.ebscohost.com/ehost/search/advanced?vid=1&sid=9f57a3e1-1191-414b-8763-e97828f9f7e1%40sessionmgr102>. – Режим доступа : для авториз. пользователей. – Текст : электронный.

1.9. База данных «Русский как иностранный» : электронно-образовательный ресурс для иностранных студентов : сайт / ООО Компания «Ай Пи Ар Медиа». – Саратов, [2022]. – URL: <https://ros-edu.ru>. – Режим доступа: для зарегистрир. пользователей. – Текст : электронный.

2. КонсультантПлюс [Электронный ресурс] : справочная правовая система. /ООО «Консультант Плюс» - Электрон. дан. - Москва : КонсультантПлюс, [2022].

3. Базы данных периодических изданий:

3.1. База данных периодических изданий EastView : электронные журналы / ООО ИВИС. - Москва, [2022]. – URL: <https://dlib.eastview.com/browse/udb/12>. – Режим доступа : для авториз. пользователей. – Текст : электронный.

3.2. eLIBRARY.RU: научная электронная библиотека : сайт / ООО Научная Электронная Библиотека. – Москва, [2022]. – URL: <http://elibrary.ru>. – Режим доступа : для авториз. пользователей. – Текст : электронный

3.3. Электронная библиотека «Издательского дома «Гребенников» (Grebinnikon) : электронная библиотека / ООО ИД Гребенников. – Москва, [2022]. – URL: <https://id2.action-media.ru/Personal/Products>. – Режим доступа : для авториз. пользователей. – Текст : электронный.

4. Федеральная государственная информационная система «Национальная электронная библиотека» : электронная библиотека : сайт / ФГБУ РГБ. – Москва, [2022]. – URL: <https://нэб.рф>. – Режим доступа : для пользователей научной библиотеки. – Текст : электронный.

5. SMART Imagebase : научно-информационная база данных EBSCO // EBSCOhost : [портал]. – URL: <https://ebSCO.smartimagebase.com/?TOKEN=EBSCO-1a2ff8c55aa76d8229047223a7d6dc9c&custid=s6895741>. – Режим доступа : для авториз. пользователей. – Изображение : электронные.

Ministry of Science and Higher Education of the Russian Federation Ulyanovsk State University	Форма	
F – Educational plan		

6. Федеральные информационно-образовательные порталы:

6.1. Единое окно доступа к образовательным ресурсам : федеральный портал . – URL: <http://window.edu.ru/> . – Текст : электронный.

6.2. Российское образование : федеральный портал / учредитель ФГАУ «ФИЦТО». – URL: <http://www.edu.ru>. – Текст : электронный.

7. Образовательные ресурсы УлГУ:

7.1. Электронная библиотечная система УлГУ : модуль «Электронная библиотека» АБИС Мега-ПРО / ООО «Дата Экспресс». – URL: <http://lib.ulsu.ru/MegaPro/Web>. – Режим доступа : для пользователей научной библиотеки. – Текст : электронный.


СОГЛАСОВАНО:

зам. нач УИТ / Кочков ВВ / [Подпись] / 19.04.22
 Должность сотрудника УИТ Ф.И.О. подпись дата

Ministry of Science and Higher Education of the Russian Federation Ulyanovsk State University	Форма	
F – Educational plan		

Ministry of Science and Higher Education of the Russian Federation Ulyanovsk State University	Форма	
F – Educational plan		

Appendix 2

Ministry of Science and Higher Education of the Russian Federation Ulyanovsk State University	Форма	
F – Educational plan		

11. EDUCATIONAL-METHODICAL AND INFORMATION SUPPORT OF DISCIPLINE

a) List of recommended literature

Main literature:

1. Internal Diseases : Textbook in 2 Vols. Vol. I / edited by A. I. Martynov, Z. D. Kobalava, S. V. Moiseev. - Moscow : GEOTAR-Media, 2022. - 688 с. - ISBN 978-5-9704-6766-4. - Текст : электронный // ЭБС "Консультант студента" : [сайт]. - URL : <https://www.studentlibrary.ru/book/ISBN9785970467664.html>

2. Internal Diseases. Vol. II. : Textbook in 2 Vols. / edited by A. I. Martynov, Z. D. Kobalava, S. V. Moiseev. - Moscow : GEOTAR-Media, 2022. - 616 с. - ISBN 978-5-9704-6767-1. - Текст : электронный // ЭБС "Консультант студента" : [сайт]. - URL : <https://www.studentlibrary.ru/book/ISBN9785970467671.html>

Additional literature:

1 Brigitte van der Heijden; Jan-Ragnar Haugstvedt; Henk Coert. Management of Complications in Common Hand and Wrist Procedures : FESSH Instructional Course Book 2021

Stuttgart : Thieme. 2022. eBook.

<https://search.ebscohost.com/login.aspx?direct=true&db=e600xww&AN=3026437&site=ehost-live&scope=site>

2 Dag Wormanns. Diagnostic Imaging of the Chest Stuttgart : Thieme. 2020. eBook.

<https://search.ebscohost.com/login.aspx?direct=true&db=e600xww&AN=2297215&site=ehost-live&scope=site>

Educational- methodical:


Educational and methodological guidelines for independent work of students in the discipline «Hospital therapy» for the specialty 31.05.01 «General medicine» / М. А. Vize-Khripunova, А. М. Shutov, Е. Е. Yudina, Е. V. Efremova; Ulyanovsk State University. - Ulyanovsk : UISU, 2022. - 17 р. - Неопубликованный ресурс; На англ. яз. - URL:

<http://lib.ulsu.ru/MegaPro/Download/MObject/11568>. - Режим доступа: ЭБС УлГУ. - Текст : электронный.





AGREED:


Main Librarian Ольга Викторовна Стрыгалова 12.05.2022

The position of the worker scientific library Full name signature data

Ministry of Science and Higher Education of the Russian Federation Ulyanovsk State University	Форма	
F – Educational plan		

LIST OF CHANGES of
Educational plan of discipline ” Hospital therapy ”
Speciality 31.05.01. «General medicine»

№	Content of the change or a link to the attached text of the	Full name of the head of the Department developing the discipline	Signature	Date
1	Introduction of changes to item C) Professional databases, information and reference systems item 11 "Educational, methodological and information support of the discipline" with the design of Appendix 1	Vize-Khripunova MA Shutov AM	 	29.06.2023
2	Introduction of changes to item A) Recommended Literature item 11 "Educational, methodological and information support of the discipline" with the design of Appendix 2	Vize-Khripunova MA Shutov AM	 	29.06.2023

Ministry of Science and Higher Education of the Russian Federation Ulyanovsk State University	Форма	
F – Educational plan		

Appendix 1

11. EDUCATIONAL-METHODICAL AND INFORMATION SUPPORT OF DISCIPLINE

a) List of recommended literature

Main literature:

1. Internal Diseases : Textbook in 2 Vols. Vol. I / edited by A. I. Martynov, Z. D. Kobalava, S. V. Moiseev. - Moscow : GEOTAR-Media, 2022. - 688 с. - ISBN 978-5-9704-6766-4. - Текст : электронный // ЭБС "Консультант студента" : [сайт]. - URL : <https://www.studentlibrary.ru/book/ISBN9785970467664.html>
2. Internal Diseases. Volume II. - Москва : ГЭОТАР-Медиа, 2022. - 616 с. - ISBN 978-5-9704-6767-1. - Электронная версия доступна на сайте ЭБС "Консультант студента" : [сайт]. URL: <https://www.studentlibrary.ru/book/ISBN9785970467671.html>
3. Osloпов, V. N. General Care of a Patient : tutorial / V. N. Osloпов, O. V. Bogoyavlenskaya. - Moscow : GEOTAR-Media, 2021. - 208 p. : il. - 208 с. - ISBN 978-5-9704-6042-9. - Текст : электронный // ЭБС "Консультант студента" : [сайт]. - URL : <https://www.studentlibrary.ru/book/ISBN9785970460429.html>

Additional literature:

1 Немцов Л. М. Propaedeutics of Internal Diseases. Part I: Examination of Respiratory and Cardiovascular Systems = Пропедевтика внутренних болезней. Часть I: Обследование органов дыхания и сердечно-сосудистой системы / Л. М. Немцов. - Витебск : ВГМУ, 2021. - 309 с. - ISBN 9789855800386. - Текст : электронный // ЭБС "Букап" : [сайт]. - URL : <https://www.books-up.ru/ru/book/propaedeutics-of-internal-diseases-part-i-examination-of-respiratory-and-cardiovascular-systems-12160329/>

2 Subject tests: propedeutics of internal diseases. Part III = Тестовые задания по пропедевтике внутренних болезней: учебное пособие для студентов по специальности «Гастроэнтерология, гематология» на английском языке. Ч. III : a tutorial for students in the specialty «Gastroenterology, Hematology» in English / Д. Н. Емельянов, Р. Г. Мязин, Е. В. Белякова и др. - Волгоград : ВолгГМУ, 2021. - 100 с. - Текст : электронный // ЭБС "Букап" : [сайт]. - URL : <https://www.books-up.ru/ru/book/subject-tests-propedeutics-of-internal-diseases-part-iii-13817067/>

3 Smirnova A.Yu. General care of patients with internal organs diseases. Course of training practice : Textbook of Medicine for medicine faculty students for self-independent work / Smirnova A. Yu. , V. V. Gnoevykh, B. B. Гноевых; Ulyanovsk State University, Insitute of Medicine, Ecology and Physical culture. - Ulyanovsk : ULSU, 2019. - Текст на англ. яз.; Загл. с экрана. - Электрон. текстовые дан. (1 файл : 2,47 МБ). - Текст : электронный. <http://lib.ulsu.ru/MegaPro/Download/MObject/1443>

Educational- methodical:

Educational and methodological guidelines for independent work of students in the discipline «Hospital therapy» for the specialty 31.05.01 «General medicine» / М. А. Vize-Khripunova, А. М. Shutov, Е. Е. Yudina, Е. V. Efremova; Ulyanovsk State University. - Ulyanovsk : UISU, 2022. - 17 p. - Неопубликованный ресурс; На англ. яз. - URL: <http://lib.ulsu.ru/MegaPro/Download/MObject/11568>. - Режим доступа: ЭБС УлГУ. - Текст : электронный.

AGREED: _____ Специалист ведущий _____ / _____ Мажукина С. Н. _____ / _____ 2023 The position of
the worker scientific library Full name signature data



Ministry of Science and Higher Education of the Russian Federation Ulyanovsk State University	Форма	
F – Educational plan		

Appendix 2

Профессиональные базы данных, информационно-справочные системы

1. Электронно-библиотечные системы:

1.1. Цифровой образовательный ресурс IPRsmart:электронно-библиотечная система : сайт / ООО Компания«Ай Пи Ар Медиа». - Саратов, [2023]. –URL:<http://www.iprbookshop.ru>. – Режим доступа: для зарегистрир. пользователей. - Текст : электронный.

1.2. Образовательная платформа ЮРАЙТ: образовательный ресурс, электронная библиотека : сайт / ООО Электронное издательство«ЮРАЙТ». – Москва, [2023]. - URL: <https://urait.ru>. – Режим доступа: для зарегистрир. пользователей. - Текст : электронный.

1.3. База данных «Электронная библиотека технического ВУЗа (ЭБС «Консультант студента»):электронно-библиотечная система : сайт / ООО «Политехресурс». – Москва, [2023]. –URL:<https://www.studentlibrary.ru/cgi-bin/mb4x>. – Режим доступа: для зарегистрир. пользователей. –Текст : электронный.

1.4. Консультант врача. Электронная медицинская библиотека :база данных : сайт / ООО «Высшая школа организации и управления здравоохранением-Комплексный медицинский консалтинг». – Москва, [2023]. – URL: <https://www.rosmedlib.ru>. – Режим доступа: для зарегистрир. пользователей. – Текст : электронный.

1.5. Большая медицинская библиотека: электронно-библиотечная система: сайт / ООО «Букап». – Томск, [2023]. – URL: <https://www.books-up.ru/ru/library/> . – Режим доступа: для зарегистрир. пользователей. – Текст: электронный.

1.6. ЭБС Лань:электронно-библиотечная система: сайт/ ООО ЭБС «Лань». –Санкт-Петербург, [2023]. –URL:<https://e.lanbook.com>. – Режим доступа: для зарегистрир. пользователей. –Текст : электронный.

1.7. ЭБС Znanium.com:электронно-библиотечная система : сайт / ООО «Знаниум». - Москва, [2023]. - URL: <http://znanium.com> . – Режим доступа: для зарегистрир. пользователей. - Текст : электронный.

2. **КонсультантПлюс** [Электронный ресурс]: справочная правовая система. /ООО «Консультант Плюс» - Электрон. дан. - Москва :КонсультантПлюс, [2023].

3.Базы данных периодических изданий:

3.1. eLIBRARY.RU: научная электронная библиотека : сайт / ООО «Научная Электронная Библиотека». – Москва, [2023]. – URL: <http://elibrary.ru>. – Режим доступа : для авториз. пользователей. – Текст : электронный

3.2. Электронная библиотека «Издательского дома «Гребенников» (Grebinnikon) : электроннаябиблиотека / ООО ИД «Гребенников». – Москва, [2023]. – URL: <https://id2.action-media.ru/Personal/Products>. – Режим доступа : для авториз. пользователей. – Текст : электронный.


4. **Федеральная государственная информационная система «Национальная электронная библиотека»:**электронная библиотека: сайт / ФГБУ РГБ. – Москва, [2023]. – URL:<https://нэб.рф>. – Режим доступа: для пользователей научной библиотеки. –Текст : электронный.

5. **Российское образование:** федеральный портал / учредитель ФГАУ «ФИЦТО». – URL: <http://www.edu.ru>. – Текст : электронный.



6. **Электронная библиотечная система УлГУ :** модуль «Электронная библиотека» АБИС Мега-ПРО / ООО «Дата Экспресс». – URL:<http://lib.ulsu.ru/MegaPro/Web>. – Режим доступа :для пользователей научной библиотеки. – Текст : электронный.

Согласовано:

Иштенер Ведущий ; Цуренко Юв;  : 20.04.2023
Должность сотрудника УНТИГ ФИО Подпись Дата

Ministry of Science and Higher Education of the Russian Federation Ulyanovsk State University	Форма	
F – Educational plan		

LIST OF CHANGES of
Educational plan of discipline ” _____ ”
Speciality 31.05.01. «General medicine»

№	Content of the change or a link to the attached text of the	Full name of the head of the Department developing the discipline	Signature	Date
1	Introduction of changes to item C) Professional databases, information and reference systems item 11 "Educational, methodological and information support of the discipline" with the design of Appendix 1	Vize-Khripunova M.A.		28.06.2024
2	Introduction of changes to item A) Recommended Literature item 11 "Educational, methodological and information support of the discipline" with the design of Appendix 2	Vize-Khripunova M.A.		28.06.2024

Appendix 1

1. Электронно-библиотечные системы:

1.1. Цифровой образовательный ресурс IPRsmart : электронно-библиотечная система : сайт / ООО Компания «Ай Пи Ар Медиа». - Саратов, [2024]. – URL: <http://www.iprbookshop.ru>. – Режим доступа: для зарегистрир. пользователей. - Текст : электронный.


1.2. Образовательная платформа ЮРАЙТ : образовательный ресурс, электронная библиотека : сайт / ООО Электронное издательство «ЮРАЙТ». – Москва, [2024]. - URL: <https://urait.ru>. – Режим доступа: для зарегистрир. пользователей. - Текст : электронный.

1.3. База данных «Электронная библиотека технического ВУЗа (ЭБС «Консультант студента») : электронно-библиотечная система : сайт / ООО «Политехресурс». – Москва, [2024]. – URL: <https://www.studentlibrary.ru/cgi-bin/mb4x>. – Режим доступа: для зарегистрир. пользователей. – Текст : электронный.

1.4. Консультант врача. Электронная медицинская библиотека : база данных : сайт / ООО «Высшая школа организации и управления здравоохранением-Комплексный медицинский консалтинг». – Москва, [2024]. – URL: <https://www.rosmedlib.ru>. – Режим доступа: для зарегистрир. пользователей. – Текст : электронный.

1.5. Большая медицинская библиотека : электронно-библиотечная система : сайт / ООО «Букап». – Томск, [2024]. – URL: <https://www.books-up.ru/ru/library/>. – Режим доступа: для зарегистрир. пользователей. – Текст : электронный.

1.6. ЭБС Лань : электронно-библиотечная система : сайт / ООО ЭБС «Лань». – Санкт-Петербург, [2024]. – URL: <https://e.lanbook.com>. – Режим доступа: для зарегистрир. пользователей. – Текст : электронный.

Ministry of Science and Higher Education of the Russian Federation Ulyanovsk State University	Форма	
F – Educational plan		

1.7. ЭБС Znanium.com : электронно-библиотечная система : сайт / ООО «Знаниум». - Москва, [2024]. - URL: <http://znanium.com> . – Режим доступа : для зарегистрир. пользователей. - Текст : электронный.

2. **КонсультантПлюс** [Электронный ресурс]: справочная правовая система. / ООО «Консультант Плюс» - Электрон. дан. - Москва : КонсультантПлюс, [2024].

3. **eLIBRARY.RU**: научная электронная библиотека : сайт / ООО «Научная Электронная Библиотека». – Москва, [2024]. – URL: <http://elibrary.ru>. – Режим доступа : для авториз. пользователей. – Текст : электронный

4. **Федеральная государственная информационная система «Национальная электронная библиотека»** : электронная библиотека : сайт / ФГБУ РГБ. – Москва, [2024]. – URL: <https://нэб.рф>. – Режим доступа : для пользователей научной библиотеки. – Текст : электронный.

5. **Российское образование** : федеральный портал / учредитель ФГАУ «ФИЦТО». – URL: <http://www.edu.ru>. – Текст : электронный.

6. **Электронная библиотечная система УлГУ** : модуль «Электронная библиотека» АБИС Мега-ПРО / ООО «Дата Экспресс». – URL: <http://lib.ulsu.ru/MegaPro/Web>. – Режим доступа : для пользователей научной библиотеки. – Текст : электронный.

Инженер ведущий



Щуренко Ю.В.

2024

Appendix 2

11. EDUCATIONAL-METHODICAL AND INFORMATION SUPPORT OF DISCIPLINE

a) List of recommended literature

Main literature:


1. Internal Diseases : Textbook in 2 Vols. Vol. I / edited by A. I. Martynov, Z. D. Kobalava, S. V. Moiseev. - Moscow : GEOTAR-Media, 2022. - 688 с. - ISBN 978-5-9704-6766-4. - Текст : электронный // ЭБС "Консультант студента" : [сайт]. - URL : <https://www.studentlibrary.ru/book/ISBN9785970467664.html>

2. Internal Diseases. Volume II. - Москва : ГЭОТАР-Медиа, 2022. - 616 с. - ISBN 978-5-9704-6767-1. - Электронная версия доступна на сайте ЭБС "Консультант студента" : [сайт]. URL: <https://www.studentlibrary.ru/book/ISBN9785970467671.html>

3. Osloпов, V. N. General Care of a Patient : tutorial / V. N. Osloпов, O. V. Bogoyavlenskaya. - Moscow : GEOTAR-Media, 2021. - 208 р. : il. - 208 с. - ISBN 978-5-9704-6042-9. - Текст : электронный // ЭБС "Консультант студента" : [сайт]. - URL : <https://www.studentlibrary.ru/book/ISBN9785970460429.html>

Additional literature:

1 Немцов Л. М. Propaedeutics of Internal Diseases. Part I: Examination of Respiratory and Cardiovascular Systems = Пропедевтика внутренних болезней. Часть I: Обследование органов дыхания и сердечно-сосудистой системы / Л. М. Немцов. - Витебск : ВГМУ, 2021. - 309 с. - ISBN 9789855800386. - Текст : электронный // ЭБС "Букап" : [сайт]. - URL : <https://www.books->

Ministry of Science and Higher Education of the Russian Federation Ulyanovsk State University	Форма	
F – Educational plan		

[up.ru/ru/book/propaedeutics-of-internal-diseases-part-i-examination-of-respiratory-and-cardiovascular-systems-12160329/](https://www.books-up.ru/ru/book/propaedeutics-of-internal-diseases-part-i-examination-of-respiratory-and-cardiovascular-systems-12160329/)


2 Subject tests: propedeutics of internal diseases. Part III = Тестовые задания по пропедевтике внутренних болезней: учебное пособие для студентов по специальности «Гастроэнтерология, гематология» на английском языке. Ч. III : a tutorial for students in the specialty «Gastroenterology, Hematology» in English / Д. Н. Емельянов, Р. Г. Мязин, Е. В. Белякова и др. - Волгоград : ВолгГМУ, 2021. - 100 с. - Текст : электронный // ЭБС "Букап" : [сайт]. - URL : <https://www.books-up.ru/ru/book/subject-tests-propedeutics-of-internal-diseases-part-iii-13817067/>

3 Smirnova A.Yu. General care of patients with internal organs diseases. Course of training practice : Textbook of Medicine for medicine faculty students for self-independent work / Smirnova A. Yu. , V. V. Gnoevykh, B. B. Гноевых; Ulyanovsk State University, Insitute of Medicine, Ecology and Physical culture. - Ulyanovsk : ULSU, 2019. - Текст на англ. яз.; Загл. с экрана. - Электрон. текстовые дан. (1 файл : 2,47 МБ). - Текст : электронный. <http://lib.ulsu.ru/MegaPro/Download/MObject/1443>

Educational- methodical:

Educational and methodological guidelines for independent work of students in the discipline «Hospital therapy» for the specialty 31.05.01 «General medicine» / М. А. Vize-Khripunova, А. М. Shutov, Е. Е. Yudina, Е. V. Efremova; Ulyanovsk State University. - Ulyanovsk : ULSU, 2022. - 17 p. - Неопубликованный ресурс; На англ. яз. - URL: <http://lib.ulsu.ru/MegaPro/Download/MObject/11568>. - Режим доступа: ЭБС УлГУ. - Текст : электронный.

AGREED:

Leading specialist Стадольникова/  / _____ 2024_

The position of the worker scientific library

Full name

signature

date